



To  
The Principal  
Anurag Engineering College,  
Ananthagiri (V),  
Nalgonda Distirict,  
Kodad.

Ref: BeeS/Engg/17/15-16  
Date: 02/07/2015





*Complete*  
**AUTOMATION**  
*for*  
**AUTONOMOUS  
EXAMINATION CELL**

*with*



**Secured & Simplified Infrastructure**  
**Paperless & Effortless Data Transmissions**  
**Pure & Sure Data Outputs**

  
Principal  
Anurag Engineering College  
Ananthagiri (V&M), Kodad,  
Suryapet (Dt.), Telangana-508206

  
Principal  
Anurag Engineering College  
Ananthagiri (V&M), Kodad,  
Suryapet (Dt.), Telangana-508206



## Company Profile

**BeeS Software Solutions Private Limited** is a leading software solution provider for educational institutions. It is been run by expert computer professionals and have years of experience in Computer Manufacturing, Service up to chip level of systems, Software Development, Software Maintenance and huge Networked Infrastructure Maintenance. It possesses not only the latest technology but also the most knowledgeable and experience hands to offer most user friendly customized solutions.

**BeeS Software Solutions Private Limited** has a remarkable experience in the automation of educational institutions like Schools, Engineering Colleges & Universities. Its Campus Automation software **BeeS Campus Soft** is being used by a good no. of Educational Institutions on the length and breadth of Andhra Pradesh. No doubt the company has been able to make a name for itself in a relatively short span of time only because of its ability and commitments to ensure customer satisfaction by rewarding quality work on right time and in a right manner.

The business philosophy of the **BeeS Software Solutions Private Limited** is to lay emphasis on Human Values and Personal Relations. We not only develop products but we develop relationships. We believe in teamwork. With every new day the quest for acquiring new competencies continues. Forever searching, experimenting, innovating, learning, moving ahead with our sincere efforts and dedication, shaping the future, and challenging our competencies to create new opportunities, is a never-ending process in the company.


Perfect planning, rigorous execution and above all a human approach to any problem, is what makes **BeeS Software Solutions Private Limited** one of its own kind. Our technology driven approach make the customers happy and timely solutions keep them happy.

Our Vision is to be a world-class software services company that helps educational institutions achieving their goals more effectively yet effortlessly. We will accomplish our Vision through our commitment to strategic growth, service par excellence, and active community participation.

Team **BeeS** will strive to accomplish this Vision by always:

- Delivering outstanding service
- Proactively customizing IT solutions to match institution-specific needs
- Treating customers and colleagues with respect
- Being collectively responsible for all our actions

To be a world class IT services provider by delivering innovative solutions and extraordinary service for institutions of learning through dedicated teamwork and investing in our communities.

  
Principal  
Anurag Engineering College  
Ananthagiri (V&M), Kodad,  
Suryapet (R) Telangana-508206

Contact us: 0884-6451299, 99592 90222

Email: [support@beessoftware.in](mailto:support@beessoftware.in)

D.No: 4-430/153, I-Block, #401 & 404, Jewel Meadows, Sarpavaram Road, Kakinada, E.G. Dist, A.P., India-533

[www.beessoftware.in](http://www.beessoftware.in) (or) [www.beessoftware.net](http://www.beessoftware.net)







<p><b>13. Exam Time Table</b> The generated Exam Time Table will be displayed here. Will be displayed in the exam portal for each student's login.</p> <p><b>14. Bulk Photo Resizing</b> This option is used to compress the photos stored in database to display it in different printed formats like hall tickets, OMR Sheets etc.</p> <p><b>15. i) Online Student Application</b> The student can apply for his exam through this interface online (intranet). When he applies for supplementary exams his due subjects will be displayed and he can select only his due subject. The filled application form can be printed</p> <p><b>ii) Examination Application Form</b> Once the examination master is created, application forms will be generated for the respective courses and semesters for all the students with their supplementary subjects printed. The student can tick the supplementary subject he wants to attend, sign it and submit it to the counter.</p> <p><b>16. Exam Fee Challan Generation</b> As soon as the student is submitted his application, Exam Fee Challan will be generated with his fee particulars. The challan will be printed individually for regular exams and for each semester supplementary exam for each student</p> <p><b>17. Exam Fee Challan Confirmation</b> Once the student paid the fee in Bank and returns his challan copy to the examination fee counter, the challan will be confirmed in the system by an operator</p> <p><b>18. Supplementary Data Checklist</b> Here the list of students registered for supplementary exam will be displayed. In the data checklist, the subjects registered will be displayed with the status of the parameters to be given as input for generating the Exam Fee Challan, Hallticket and OMR Sheet properly</p> <p><b>19. OMR Codes Generation</b> Here the secret codes for each student for each registered subject will be generated automatically based on the criteria given.</p> <p><b>20. Blank OMR Codes Generation</b> Extra blank sheets will be generated for using as stand by solution, in case any sheet misplaced. This code can be re-linked at the time of marks scanning.</p> <p><b>21. Clear OMR Codes</b> In case the code list is not generated in the required sequence there is an option for</p>			
---	--	--	--

Principal

Anurag Engineering College

Ananthagiri (V&M), Kodad

Surampet (Dt.), Telangana-508206

Principal

Anurag Engineering College

Ananthagiri (V&M), Kodad,

Surampet (Dt.) Telangana-508206



clearing the codes before printing the hall tickets and OMR sheets.

**22. Exam Fee Dues List**

The students who are not collected the challan and who are not submitted it back will be treated as due students and hall ticket will not be generated for them

**23. Exam Fee Collection Report**

Fee collection statement will be printed based on date, counter, branch etc.

**24. Supplementary Students List**

Subject wise list of students who are registered for Supplementary exams is printed here.

**25. Hall Ticket Printing**

Once the application is submitted and exam fees is paid, the hall ticket can be printed in bulk or single. **Optional: Can be given online.**

**26. Seating Plan**

Seating plan will be printed by giving few setups like room strength, how many branched to be allocated in one room, no. of members in row and columns etc.

**27. OMR Sheets Generation**

The OMR codes will be generated for the students who are applied for the exam and will be printed from the software with barcode.

**28. Blank OMR Sheets Generation**

Blank OMR sheets will be printed here.

**iii) Post-Examination**

**1. Exam Absentees Entries**

Here the absentees in the exam will be entered so that, so that their code will not be displayed in the D-Forms.

**2. Internal Marks Entry**

Internal marks will be entered through this interface by selecting single or multiple subjects.

**3. Supplementary Registration**

The students who paid the supple fees will be treated as candidates registered for supplementary exam and there is no need of re-entry here.

**4. OMR Scanning**

The OMR sheets will be scanned and external marks will be stored to the software.

**5. Results Processing**

The results will be processed by merging internals and externals

**6. Checklist Printing**

The processed results with pass percentage of each branch will be printed without moderation

**7. Moderation**

The moderation interface will be given with

  
Principal


Anurag Engineering College  
Ananthagiri (V&M), Kodad,  
Suryapet (Dt), Telangana-508206  
Principal


Anurag Engineering College  
Ananthagiri (V&M), Kodad,

Suryapet (Dt), Telangana-508206



<p>choice to apply moderation marks for passing the 1 subject, 2 or 3 or with the different rules followed by institution. All the statements will be printed individually for comparison and finalization</p> <p><b>8. Results Declaration</b> The processed results with any one of the moderation finalized by the committee will be declared and the results will be visible online(internet and intranet) to the students in their individual IDs.</p> <p><b>9. Withheld students Results Declaration</b> Through this interface the we can declare the results of the students who is done any malpractices etc.</p> <p><b>10. Re-Evaluation Fees Collection</b> Through this interface challan for reevaluation fee will be generated for the selected subjects.</p> <p><b>11. Revaluation Marks Entry (Scanning)</b> The revaluation sheets will be scanned here. The marks will be compared with the first valuation marks and if the percentage of variation is more than a particular percentage given, then the sheets may go for third valuation. If at all the third valuation is done, that marks will be declared as final.</p> <p><b>12. Re-Evaluation Results Processing</b> Here the re-evaluation results are processed and declared.</p> <p><b>13. Re-Registration</b> Here the student can re-register for any failed subject in the previous semesters with internal marks less than a particular percentage.</p> <p><b>14. Re-Registration Results Processing</b> Here the re-registration results are processed and declared.</p> <p><b>15. Student Code list printing</b> Here the code Vs. Hall Ticket No. will be printed for the examiners reference.</p> <p><b>16. Re-Evaluation Fee Details</b> Here the Re-Evaluation registered Candidates list and fee collection details will be displayed.</p> <p><b>17. Marks Memo Printing</b> Marks memo will be printed on the pre-printed stationary</p> <p><b>18. Tabular Sheets For Display</b> Consolidated tabular display of marks for all the semesters for applying provisional certificate and OD from University</p> <p><b>19. Students Consolidated Mark Sheet</b> Students consolidated marks sheet for print and for display online and offline</p> <p><b>20. Various Analysis Reports</b> Analysis Reports like Pass percentage for the selected exam</p>			
---	--	--	--


  
Principal  
Anurag Engineering College  
Ananthagiri (V&M), Kodad,  
Suryapet (Dt.), Telangana


  
Principal  
Anurag Engineering College  
Ananthagiri (V&M), Kodad,  
Suryapet (Dt.), Telangana





<p>Consolidated marks statement for all students Subject wise pass percentage Toppers in each subject Supplementary candidates etc.</p> <p><b>21. Posting The Results To Student Inbox</b> Each student will have an individual user id and password and he can view his results from anywhere in the world by logging into the BET online package.</p> <p><b>2. Utilities</b></p> <p><b>1. College Setup</b> A college master interface will be given for maintaining the college details like name, address, telephone, logo, college code etc.</p> <p><b>2. Academic Year Creation</b> Whenever the academic year changes, new academic year is to be created through this interface</p> <p><b>3. Financial Year Creation</b> Whenever the financial year changes, new financial year is to be created through this interface</p> <p><b>4. User Creation (Offline)</b> Users are to be created for doing the operations in the software with different permissions through this interface. Even the edit, delete permission will be controlled here.</p> <p><b>5. User Creation (Online)</b> Online users are created through this interface automatically who are the student users and the staff users who can view their performance, feedback etc. through online</p> <p><b>6. Backup Of Data</b> The data backup is taken through this interface. This is a user controlled interface through which the latest backup of the database will be generated in '.BAK' formats. This backup is in non-editable format. This backup can be stored in external devices and can be restored if the existing data crashes or goes in a non-format.</p> <p><b>7. Promotions</b> For promoting the students from the current semester to the next semester. Here the reasons of detaining like attendance shortage or credit shortage can be maintained.</p> <p><b>iv) Examination Accounts – Income &amp; Expenditure</b></p> <p><b>1. Payment Voucher for</b></p> <p>a. Question Paper Setting b. Valuation</p>			
--	--	--	--

  
Principal  
Anurag Engineering College  
. Ananthagiri (V&M), Kodad,  
Suryapet (Dt.), Telangana-508206

  
Principal  
Anurag Engineering College  
Ananthagiri (V&M), Kodad,  
Suryapet (Dt.), Telangana-508206



	<p>c. Re-Evaluation d. Stationary Purchase e. Other Expenditures</p> <p>2. <b>Receipt voucher will be generated automatically for all the fees collected through the software.</b></p> <p>3. <b>Income &amp; Expenditure Statement</b></p>			
TOTAL				<b>Rs.6,00,000.00</b>

## Software Terms & Conditions

### Technical Terms

- ❖ The support services shall be given online through teamviewer.
- ❖ The software will be provided in executable format to the college. The package setup rights and master setup rights will be given to the college. Regular data backup should be maintained by the college.
- ❖ Project completion, testing & implementation period: 60 days.
- ❖ Delivery of working model to the college: 15-20 days from the confirmed purchase order.

### Payment Terms

- ❖ Purchase order should be placed on BeeS Software Solutions Private Limited, Kakinada.
- ❖ **If proper tax exemption documents can be provided by the college, then the service tax exemption shall be applied, if not, 14% taxes shall be paid extra on the proposed cost of the software.**
- ❖ The cost mentioned is for warranty and maintenance of the software for 1 year. The services shall be renewed yearly through AMC. AMC is 20% of the proposed cost + 14% Taxes.
- ❖ 50% of the project cost should be paid in advance along with the purchase order. 50% of the cost on installation and training of the working model and after the submission of the satisfactory report from the examination section.

For BeeS Software Solutions Private Limited

Authorized Signature

Principal  
Anurag Engineering College  
Ananthagiri (V&M), Kodad,  
Suryapet (Dt.), Telangana-508206

Principal  
Anurag Engineering College  
Ananthagiri (V&M), Kodad,  
Suryapet (Dt.), Telangana-508206

Contact us: 0884-6451299, 99592 90222

Email: support@beessoftware.in

D.No: 4-430/153, I-Block, #401 & 404, Jewel Meadows, Sarpavaram Road, Kakinada, E.G. Dist, A.P, India-533

www.beessoftware.in (or) www.beessoftware.net