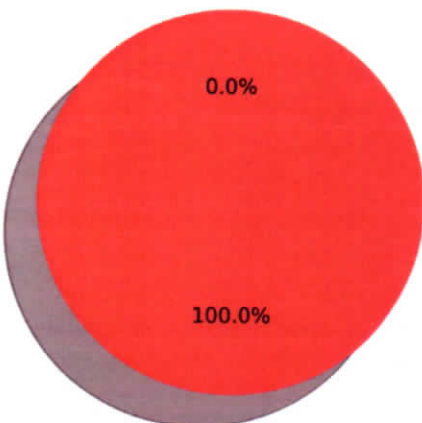
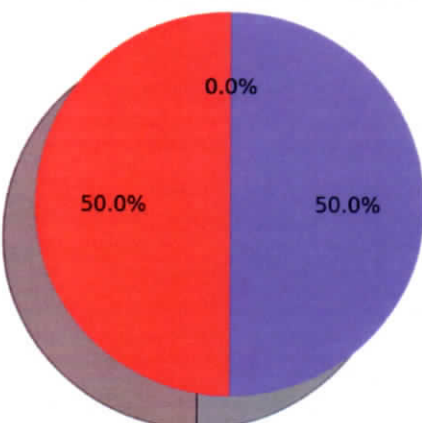

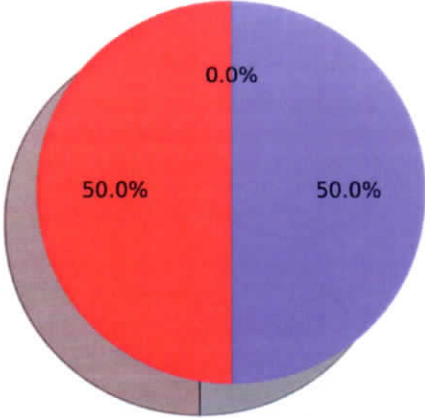
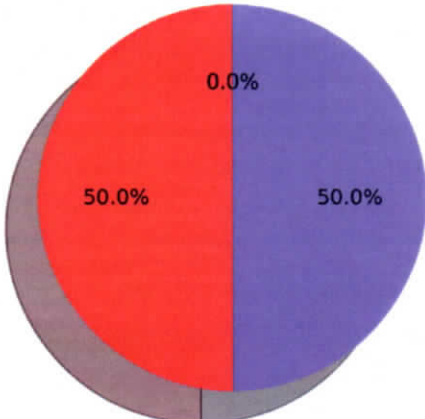
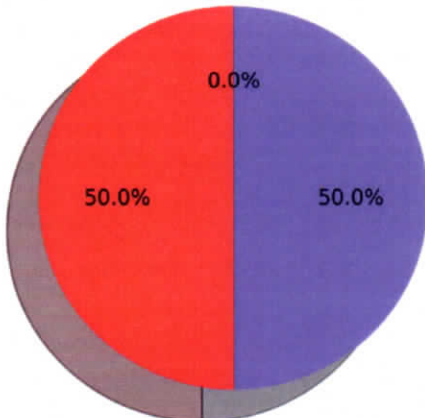


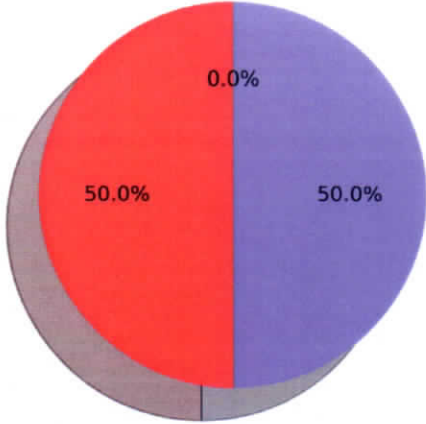
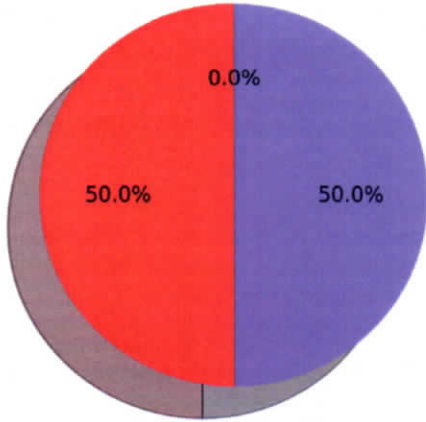
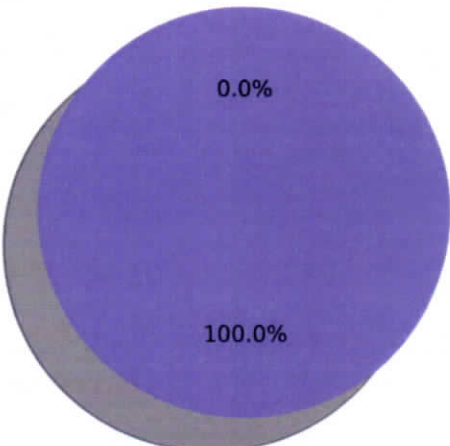
EMPLOYER FEED BACK ANALYSIS-A.Y. 2017-18

S.No	Attributes	Responses
1	Domain knowledge	 <p>0.0% 100.0%</p> <ul style="list-style-type: none"> ■ Poor ■ Average ■ Good ■ Very Good ■ Excellent
2	Alumnus Employee has relevant professional skills	 <p>0.0% 50.0% 50.0%</p> <ul style="list-style-type: none"> ■ Poor ■ Average ■ Good ■ Very Good ■ Excellent

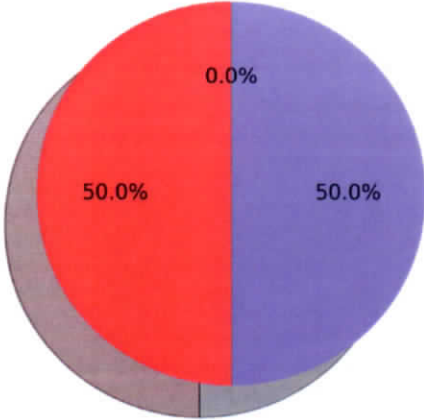

PRINCIPAL
Anurag Engineering College
Ananthagiri, KODAD, Suryapet Dt.

3	Problem Solving Skills	 <p>0.0%</p> <p>50.0%</p> <p>50.0%</p> <ul style="list-style-type: none"> ■ Poor ■ Average ■ Good ■ Very Good ■ Excellent
4	Planning and Organizational Skills	 <p>0.0%</p> <p>50.0%</p> <p>50.0%</p> <ul style="list-style-type: none"> ■ Poor ■ Average ■ Good ■ Very Good ■ Excellent
5	Communication Skills	 <p>0.0%</p> <p>50.0%</p> <p>50.0%</p> <ul style="list-style-type: none"> ■ Poor ■ Average ■ Good ■ Very Good ■ Excellent


PRINCIPAL
 Anurag Engineering College
 Ananthagiri, KODAD, Suryapet Dt.

6	Leadership, Team Work and Initiative Capabilities	 <table border="1" data-bbox="1174 444 1358 592"> <tr><td>Poor</td><td>0.0%</td></tr> <tr><td>Average</td><td>0.0%</td></tr> <tr><td>Good</td><td>0.0%</td></tr> <tr><td>Very Good</td><td>50.0%</td></tr> <tr><td>Excellent</td><td>50.0%</td></tr> </table>	Poor	0.0%	Average	0.0%	Good	0.0%	Very Good	50.0%	Excellent	50.0%
Poor	0.0%											
Average	0.0%											
Good	0.0%											
Very Good	50.0%											
Excellent	50.0%											
7	Flexibility to learn new technologies and adopt new ideas.	 <table border="1" data-bbox="1174 909 1358 1057"> <tr><td>Poor</td><td>0.0%</td></tr> <tr><td>Average</td><td>0.0%</td></tr> <tr><td>Good</td><td>0.0%</td></tr> <tr><td>Very Good</td><td>50.0%</td></tr> <tr><td>Excellent</td><td>50.0%</td></tr> </table>	Poor	0.0%	Average	0.0%	Good	0.0%	Very Good	50.0%	Excellent	50.0%
Poor	0.0%											
Average	0.0%											
Good	0.0%											
Very Good	50.0%											
Excellent	50.0%											
8	Contribution to the goal of the organization	 <table border="1" data-bbox="1198 1384 1398 1532"> <tr><td>Poor</td><td>0.0%</td></tr> <tr><td>Average</td><td>0.0%</td></tr> <tr><td>Good</td><td>0.0%</td></tr> <tr><td>Very Good</td><td>0.0%</td></tr> <tr><td>Excellent</td><td>100.0%</td></tr> </table>	Poor	0.0%	Average	0.0%	Good	0.0%	Very Good	0.0%	Excellent	100.0%
Poor	0.0%											
Average	0.0%											
Good	0.0%											
Very Good	0.0%											
Excellent	100.0%											


PRINCIPAL
 Anurag Engineering College
 Ananthagiri, KODAD, Suryapat Dt.

9	Ethical Values	 <p>A pie chart illustrating the distribution of Ethical Values. The chart is divided into three visible segments: a red segment representing 'Very Good' at 50.0%, a purple segment representing 'Excellent' at 50.0%, and a very thin grey segment at the top representing 0.0%. A legend to the right of the chart identifies the categories: Poor (blue), Average (orange), Good (green), Very Good (red), and Excellent (purple).</p> <table border="1"><thead><tr><th>Category</th><th>Percentage</th></tr></thead><tbody><tr><td>Poor</td><td>0.0%</td></tr><tr><td>Average</td><td>0.0%</td></tr><tr><td>Good</td><td>0.0%</td></tr><tr><td>Very Good</td><td>50.0%</td></tr><tr><td>Excellent</td><td>50.0%</td></tr></tbody></table>	Category	Percentage	Poor	0.0%	Average	0.0%	Good	0.0%	Very Good	50.0%	Excellent	50.0%
Category	Percentage													
Poor	0.0%													
Average	0.0%													
Good	0.0%													
Very Good	50.0%													
Excellent	50.0%													


PRINCIPAL
Anurag Engineering College
Ananthagiri, KODAD, Suryapet Dt.

SUMMARY

EMPLOYERFEEDBACK ON CURRICULUM

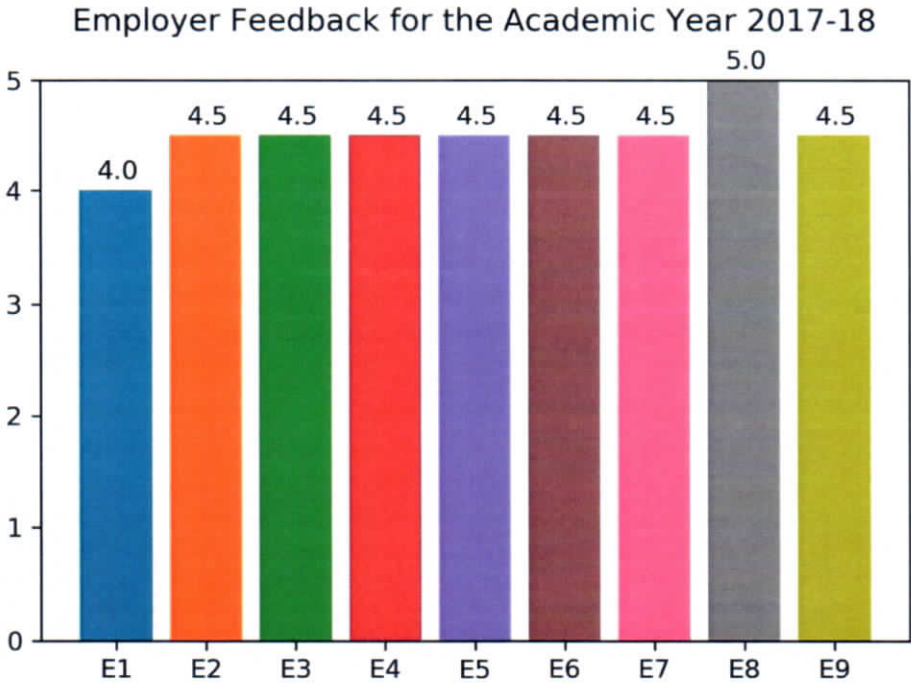
We prepared a questionnaire in order to get feedback from different employers.

1. The First attribute is about domain knowledge. When we asked about domain knowledge, almost all of the employers given feedback as very good.
2. In the second attribute we get feedback from different employers about ALUMNUS employees and their professional skills. For this, 50% of the employers rated excellent and 50% rated very good.
3. In the third attribute we got 50% excellent and 50% very good feedback from different employers about problem solving skills.
4. The fourth attribute is about planning and organizational skills. Here we got 50% excellent and 50% very good feedback from the employers.
5. In the fifth attribute, we have taken feedback about communication skills. Surprisingly we have received 50% excellent and 50% very good.
6. Regarding leadership, team work and initiative capabilities, we received 50% excellent and 50% very good.
7. Regarding flexibility to learn new technologies and adopting new ideas, we received 50% excellent and 50% very good.
8. In the eighth attribute, contribution to the goal of the organization, we received excellent feedback from the employers.
9. The most important and final attribute is Ethical values. For this we got 50% excellent and 50% very good.



PRINCIPAL
Anurag Engineering College
Ananthagiri, KODAD, Suryapet Dt.

The following diagram shows overall response of the Employer about curriculum




PRINCIPAL
Anurag Engineering College
Ananthagiri, KODAD, Suryape...