



ANURAG Engineering College

(An Autonomous Institution)

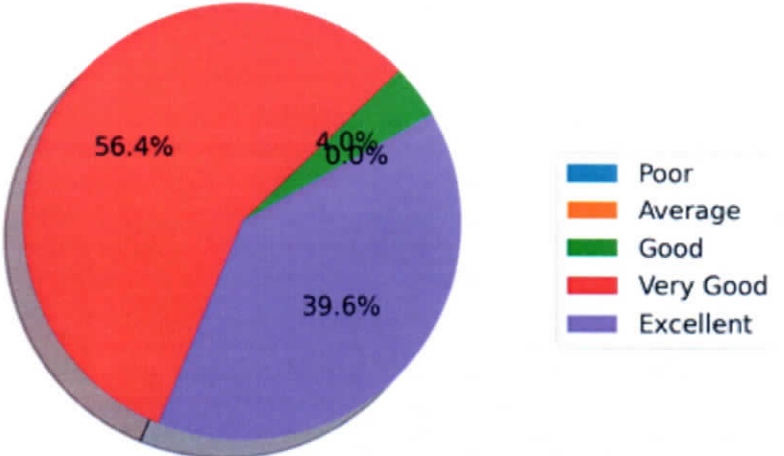
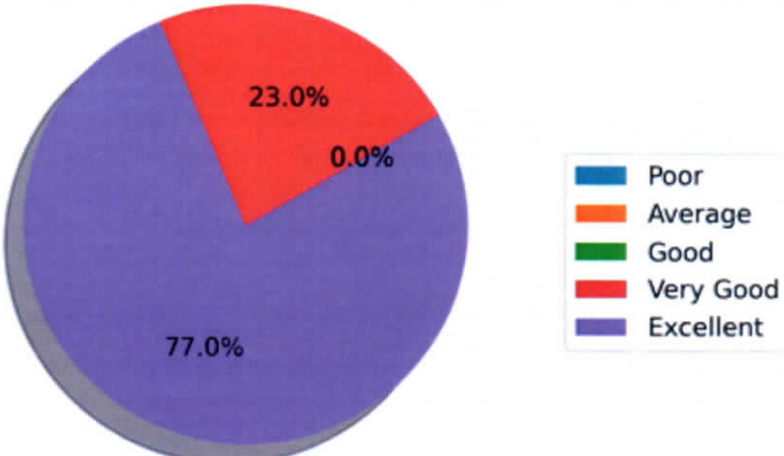
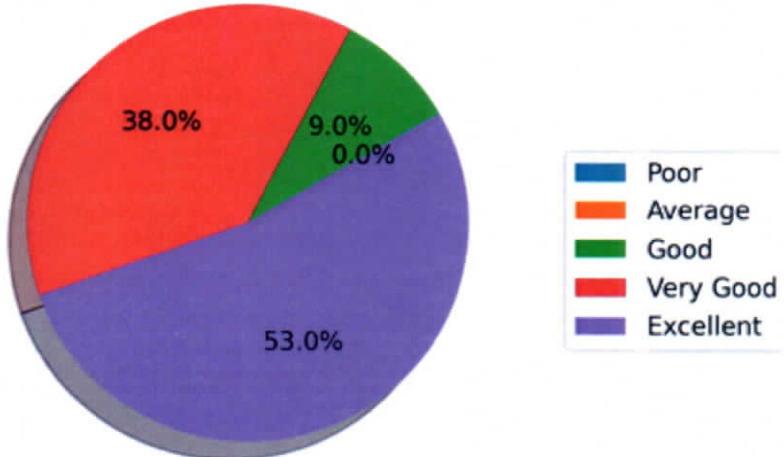
Ananthagiri (V&M), Kodad, Suryapet (Dt). Telangana

Pin: 508 206.

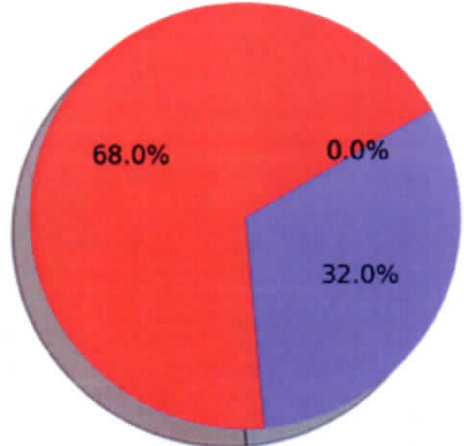
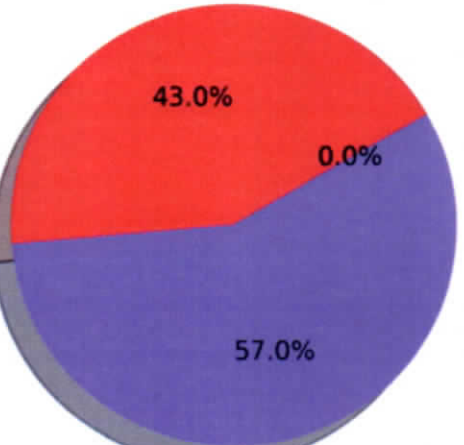
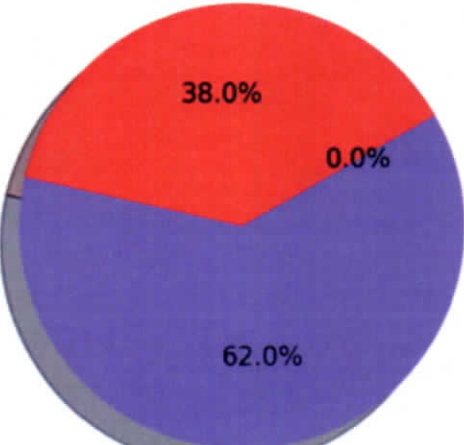
TEACHER FEEDBACK ANALYSIS - A.Y. 2017-18


S.No	Attributes	Responses												
1	Depth of the Course content suitable for learning outcomes	<table border="1"> <caption>Response Data for Attribute 1</caption> <thead> <tr> <th>Category</th> <th>Percentage</th> </tr> </thead> <tbody> <tr> <td>Poor</td> <td>0.0%</td> </tr> <tr> <td>Average</td> <td>0.0%</td> </tr> <tr> <td>Good</td> <td>0.0%</td> </tr> <tr> <td>Very Good</td> <td>19.0%</td> </tr> <tr> <td>Excellent</td> <td>81.0%</td> </tr> </tbody> </table>	Category	Percentage	Poor	0.0%	Average	0.0%	Good	0.0%	Very Good	19.0%	Excellent	81.0%
Category	Percentage													
Poor	0.0%													
Average	0.0%													
Good	0.0%													
Very Good	19.0%													
Excellent	81.0%													
2	Credit allotment	<table border="1"> <caption>Response Data for Attribute 2</caption> <thead> <tr> <th>Category</th> <th>Percentage</th> </tr> </thead> <tbody> <tr> <td>Poor</td> <td>0.0%</td> </tr> <tr> <td>Average</td> <td>0.0%</td> </tr> <tr> <td>Good</td> <td>6.0%</td> </tr> <tr> <td>Very Good</td> <td>43.0%</td> </tr> <tr> <td>Excellent</td> <td>51.0%</td> </tr> </tbody> </table>	Category	Percentage	Poor	0.0%	Average	0.0%	Good	6.0%	Very Good	43.0%	Excellent	51.0%
Category	Percentage													
Poor	0.0%													
Average	0.0%													
Good	6.0%													
Very Good	43.0%													
Excellent	51.0%													

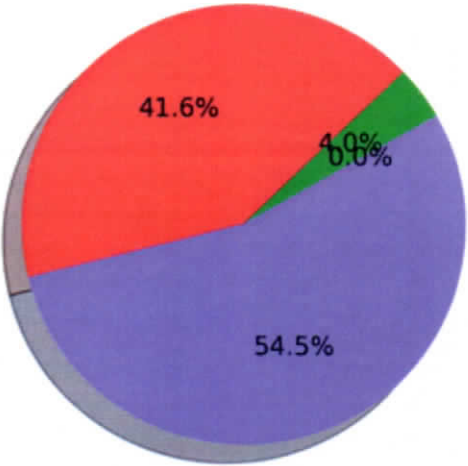
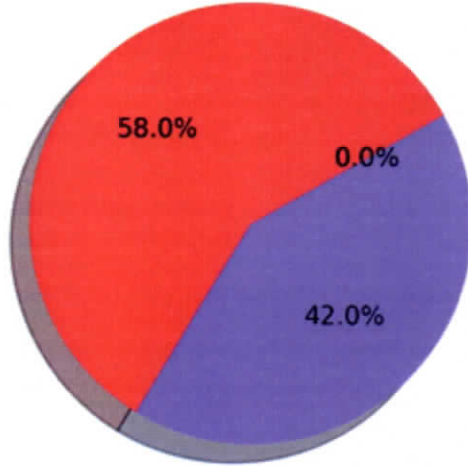
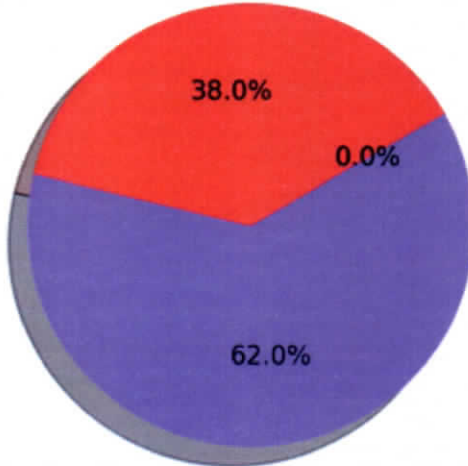

 PRINCIPAL
 Anurag Engineering College
 Ananthagiri, KODAD, Suryapet Dt.

3	Syllabus is sufficient to bridge the gap between industry standards /current global scenarios and academics.	 <table border="1"> <thead> <tr> <th>Category</th> <th>Percentage</th> </tr> </thead> <tbody> <tr> <td>Poor</td> <td>0.0%</td> </tr> <tr> <td>Average</td> <td>0.0%</td> </tr> <tr> <td>Good</td> <td>4.0%</td> </tr> <tr> <td>Very Good</td> <td>56.4%</td> </tr> <tr> <td>Excellent</td> <td>39.6%</td> </tr> </tbody> </table>	Category	Percentage	Poor	0.0%	Average	0.0%	Good	4.0%	Very Good	56.4%	Excellent	39.6%
Category	Percentage													
Poor	0.0%													
Average	0.0%													
Good	4.0%													
Very Good	56.4%													
Excellent	39.6%													
4	Timely coverage of Syllabus	 <table border="1"> <thead> <tr> <th>Category</th> <th>Percentage</th> </tr> </thead> <tbody> <tr> <td>Poor</td> <td>0.0%</td> </tr> <tr> <td>Average</td> <td>0.0%</td> </tr> <tr> <td>Good</td> <td>0.0%</td> </tr> <tr> <td>Very Good</td> <td>23.0%</td> </tr> <tr> <td>Excellent</td> <td>77.0%</td> </tr> </tbody> </table>	Category	Percentage	Poor	0.0%	Average	0.0%	Good	0.0%	Very Good	23.0%	Excellent	77.0%
Category	Percentage													
Poor	0.0%													
Average	0.0%													
Good	0.0%													
Very Good	23.0%													
Excellent	77.0%													
5	Proper Sequence of course content	 <table border="1"> <thead> <tr> <th>Category</th> <th>Percentage</th> </tr> </thead> <tbody> <tr> <td>Poor</td> <td>0.0%</td> </tr> <tr> <td>Average</td> <td>0.0%</td> </tr> <tr> <td>Good</td> <td>9.0%</td> </tr> <tr> <td>Very Good</td> <td>38.0%</td> </tr> <tr> <td>Excellent</td> <td>53.0%</td> </tr> </tbody> </table>	Category	Percentage	Poor	0.0%	Average	0.0%	Good	9.0%	Very Good	38.0%	Excellent	53.0%
Category	Percentage													
Poor	0.0%													
Average	0.0%													
Good	9.0%													
Very Good	38.0%													
Excellent	53.0%													

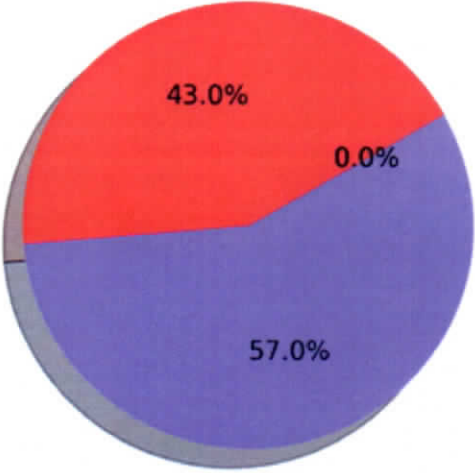
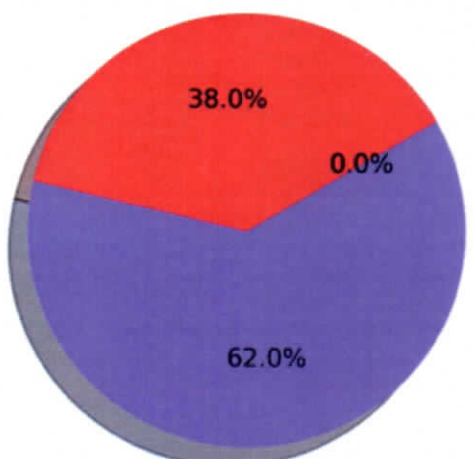
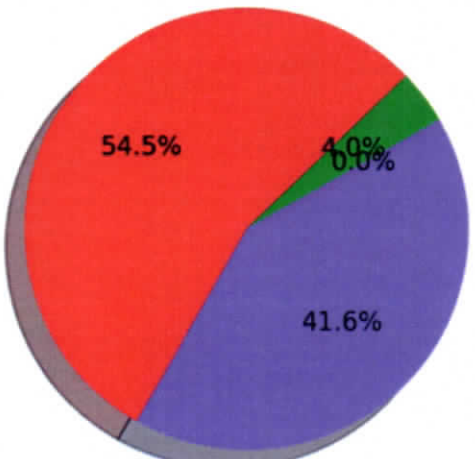

PRINCIPAL
Anurag Engineering College
Ananthagiri, KODAD, Suryapet Dt.

6	Recommended Textbooks mapping to the syllabus	 <p>68.0% 0.0% 32.0%</p> <ul style="list-style-type: none"> ■ Poor ■ Average ■ Good ■ Very Good ■ Excellent
7	Availability of reference material	 <p>43.0% 0.0% 57.0%</p> <ul style="list-style-type: none"> ■ Poor ■ Average ■ Good ■ Very Good ■ Excellent
8	The pre-requisite courses are appropriate for this course.	 <p>38.0% 0.0% 62.0%</p> <ul style="list-style-type: none"> ■ Poor ■ Average ■ Good ■ Very Good ■ Excellent

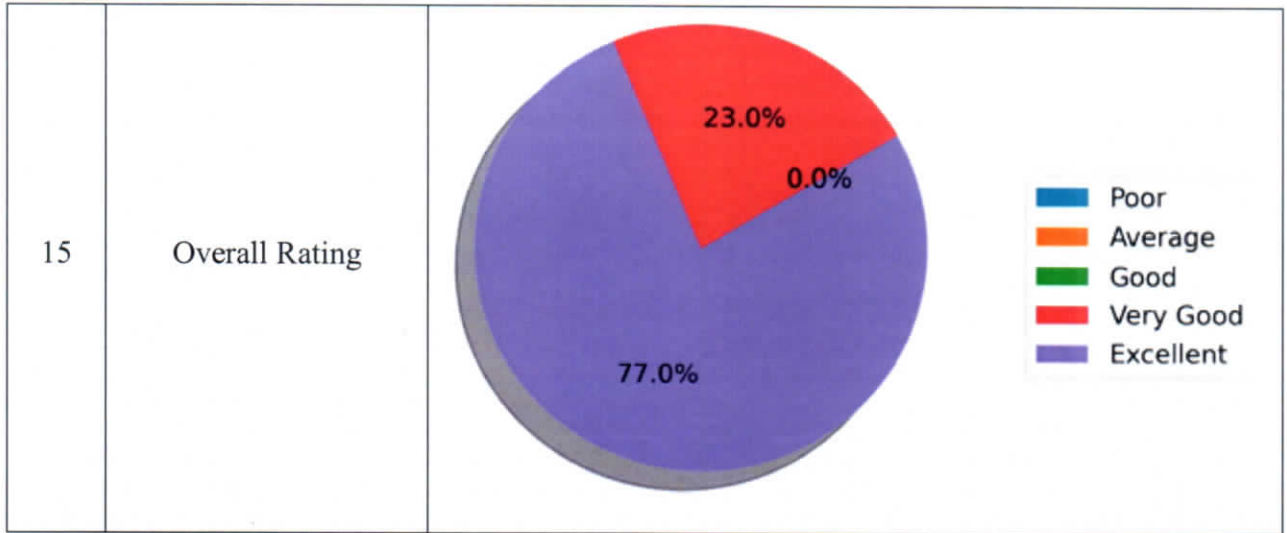

PRINCIPAL
 Anurag Engineering College
 Ananthagiri, KODAD, Suryapet Dt.

9	The course content satisfy the needs of follow-on courses	 <p>A pie chart showing the distribution of responses for item 9. The chart is divided into four segments: a large purple segment representing 'Excellent' at 54.5%, a red segment for 'Very Good' at 41.6%, a small green segment for 'Good' at 4.0%, and a very thin orange segment for 'Average' at 0.0%. There is no blue segment for 'Poor'. A legend to the right of the chart identifies the colors: blue for Poor, orange for Average, green for Good, red for Very Good, and purple for Excellent.</p>
10	The electives offered are relevant to the specialization streams and to the technological advancements.	 <p>A pie chart showing the distribution of responses for item 10. The chart is divided into two segments: a purple segment representing 'Excellent' at 42.0% and a red segment for 'Very Good' at 58.0%. There are no segments for 'Average', 'Good', or 'Poor'. A legend to the right of the chart identifies the colors: blue for Poor, orange for Average, green for Good, red for Very Good, and purple for Excellent.</p>
11	The programme and curriculum is enriched as compared to similar programme offered by other reputed Institutions	 <p>A pie chart showing the distribution of responses for item 11. The chart is divided into two segments: a purple segment representing 'Excellent' at 62.0% and a red segment for 'Very Good' at 38.0%. There are no segments for 'Average', 'Good', or 'Poor'. A legend to the right of the chart identifies the colors: blue for Poor, orange for Average, green for Good, red for Very Good, and purple for Excellent.</p>


PRINCIPAL
Anurag Engineering College
Ananthagiri, KODAD, Suryapet Dt.

12	The designed experiments stimulate the interest of students in the subject and deepen their understanding through relating theory to practice (Experiential learning).	 <p>Legend: Poor (Blue), Average (Orange), Good (Green), Very Good (Red), Excellent (Purple)</p> <table border="1"> <thead> <tr> <th>Category</th> <th>Percentage</th> </tr> </thead> <tbody> <tr> <td>Poor</td> <td>0.0%</td> </tr> <tr> <td>Average</td> <td>0.0%</td> </tr> <tr> <td>Good</td> <td>0.0%</td> </tr> <tr> <td>Very Good</td> <td>43.0%</td> </tr> <tr> <td>Excellent</td> <td>57.0%</td> </tr> </tbody> </table>	Category	Percentage	Poor	0.0%	Average	0.0%	Good	0.0%	Very Good	43.0%	Excellent	57.0%
Category	Percentage													
Poor	0.0%													
Average	0.0%													
Good	0.0%													
Very Good	43.0%													
Excellent	57.0%													
13	The Laboratory enables to develop experimental, design, problem solving and analysis skills of the students.	 <p>Legend: Poor (Blue), Average (Orange), Good (Green), Very Good (Red), Excellent (Purple)</p> <table border="1"> <thead> <tr> <th>Category</th> <th>Percentage</th> </tr> </thead> <tbody> <tr> <td>Poor</td> <td>0.0%</td> </tr> <tr> <td>Average</td> <td>0.0%</td> </tr> <tr> <td>Good</td> <td>0.0%</td> </tr> <tr> <td>Very Good</td> <td>38.0%</td> </tr> <tr> <td>Excellent</td> <td>62.0%</td> </tr> </tbody> </table>	Category	Percentage	Poor	0.0%	Average	0.0%	Good	0.0%	Very Good	38.0%	Excellent	62.0%
Category	Percentage													
Poor	0.0%													
Average	0.0%													
Good	0.0%													
Very Good	38.0%													
Excellent	62.0%													
14	Mapping of COs to POs	 <p>Legend: Poor (Blue), Average (Orange), Good (Green), Very Good (Red), Excellent (Purple)</p> <table border="1"> <thead> <tr> <th>Category</th> <th>Percentage</th> </tr> </thead> <tbody> <tr> <td>Poor</td> <td>0.0%</td> </tr> <tr> <td>Average</td> <td>0.0%</td> </tr> <tr> <td>Good</td> <td>4.0%</td> </tr> <tr> <td>Very Good</td> <td>54.5%</td> </tr> <tr> <td>Excellent</td> <td>41.6%</td> </tr> </tbody> </table>	Category	Percentage	Poor	0.0%	Average	0.0%	Good	4.0%	Very Good	54.5%	Excellent	41.6%
Category	Percentage													
Poor	0.0%													
Average	0.0%													
Good	4.0%													
Very Good	54.5%													
Excellent	41.6%													


PRINCIPAL
 Anurag Engineering College
 Ananthagiri, KODAD, Suryapet Dt.




PRINCIPAL
Anurag Engineering College
Ananthagiri, KODAD, Suryapet Dt.

SUMMARY

TEACHER feedback on curriculum

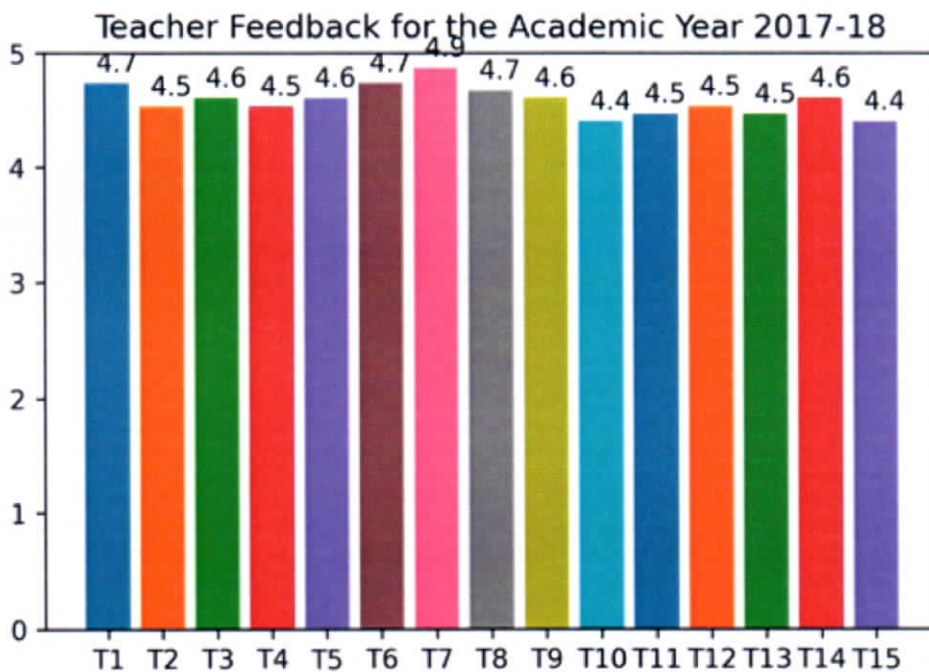
1. The First attribute was posted to rate the Depth of the Course content suitable for learning outcomes. For this **84%** of the teachers have rated Excellent and **16%** of the teachers rated very good.
2. It was rated as excellent by **53%** of the teacher and **45%** rated as very good about Credit allotment.
3. The third attribute shows the Syllabus is sufficient to bridge the gap between industry standards /current global scenarios and academics. **37%** of the teachers opted excellent and **63%** of the teachers rated very good.
4. It was rated as excellent by **71%** of the teachers AND **29%** rated as very good about Timely coverage of Syllabus.
5. The Fifth attribute was asked to rate Proper Sequence of course content. **67%** of the teachers opted Excellent and **29%** opted very good.
6. It was rated as excellent by **51%** of the students AND **49%** rated as very good for the Recommended Textbooks mapping to the syllabus.
7. The seventh attribute is to rate Availability of reference material. For this **51%** of the teachers chosen Excellent and **47%** of the teachers chosen very good.
8. It was rated as excellent by **57%** of the teachers AND as very good by **39%** of the teachers about the pre-requisite courses are appropriate for this course.
9. It was rated as excellent by **55%** of the teachers AND as very good by **43%** of the teachers about the course content satisfy the needs of follow-on courses.
10. Most of the teachers are satisfied with the electives offered are relevant to the specialization streams and to the technological advancements because **39%** of the teachers have chosen excellent and **57%** of the teachers have chosen Very good.
11. The eleventh attribute is to rate the programme and curriculum is enriched as compared to similar programme offered by other reputed Institutions. For this **74%** of the teachers chosen Excellent and **18%** of the teachers chosen very good.
12. The twelfth attribute is to rate whether The designed experiments stimulate the interest of students in the subject and deepen their understanding through relating theory to practice (Experiential learning). For this **49%** of the teachers chosen Excellent and **49%** of the teachers chosen very good.
13. Most of the teachers are satisfied with The Laboratory enables to develop experimental, design, problem solving and analysis skills of the students because

47% of the teachers have chosen excellent and 49% of the teachers have chosen Very good.

14. It was rated as excellent by 53% of the teachers AND as very good by 33% of the teachers about Mapping of COs to Pos.

15. In Overall Rating 76% of the teachers chosen Excellent and 24% of the teachers chosen very good

The following diagram shows overall response of the teachers about curriculum




PRINCIPAL
Anurag Engineering College
Ananthagiri, KODAD, Suryapet Dt.