



ANURAG Engineering College

(An Autonomous Institution)

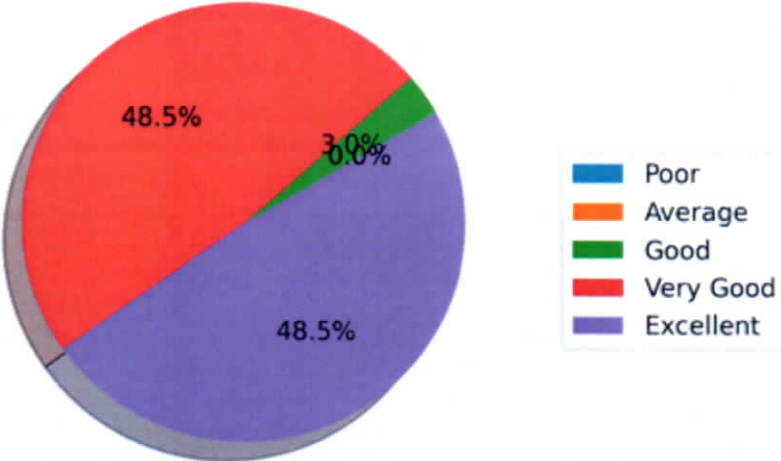
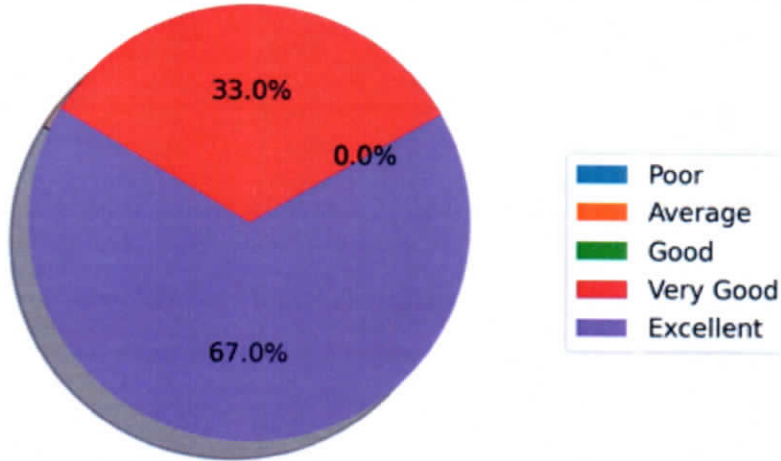
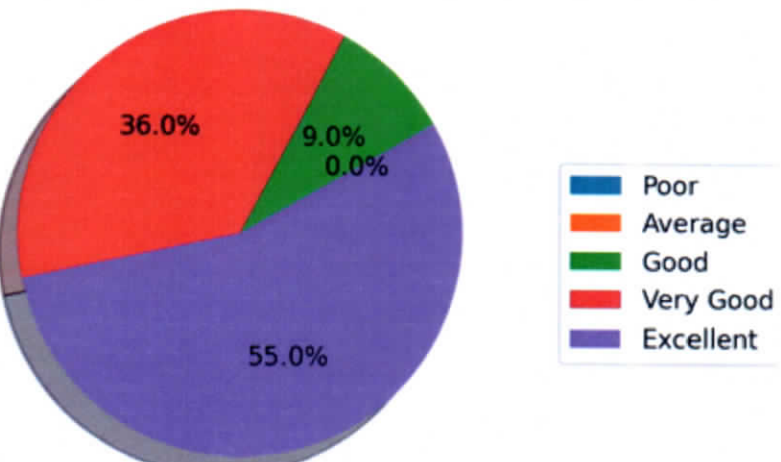
Ananthagiri (V&M), Kodad, Suryapet (Dt). Telangana

Pin: 508 206.

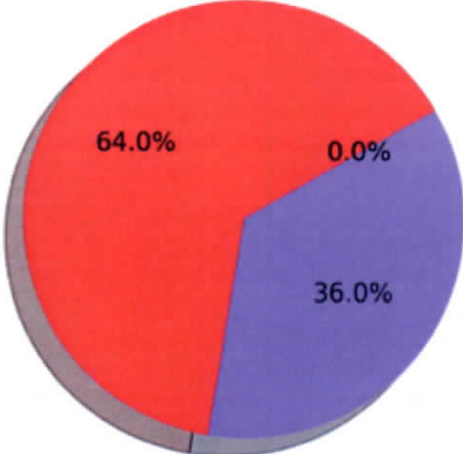
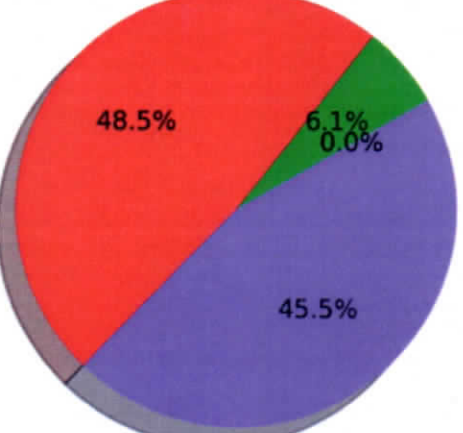
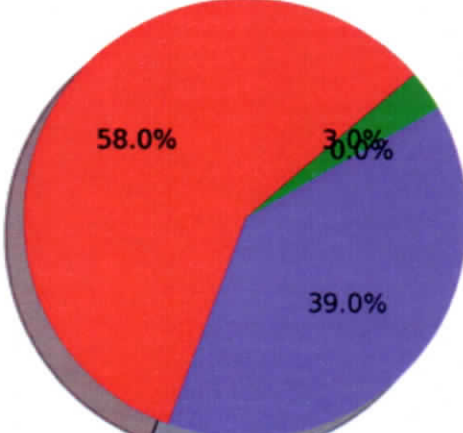
TEACHER FEEDBACK ANALYSIS - A.Y. 2018-19

S.No	Attributes	Responses												
1	Depth of the Course content suitable for learning outcomes	<table border="1"><thead><tr><th>Response</th><th>Percentage</th></tr></thead><tbody><tr><td>Poor</td><td>0.0%</td></tr><tr><td>Average</td><td>0.0%</td></tr><tr><td>Good</td><td>0.0%</td></tr><tr><td>Very Good</td><td>15.0%</td></tr><tr><td>Excellent</td><td>85.0%</td></tr></tbody></table>	Response	Percentage	Poor	0.0%	Average	0.0%	Good	0.0%	Very Good	15.0%	Excellent	85.0%
Response	Percentage													
Poor	0.0%													
Average	0.0%													
Good	0.0%													
Very Good	15.0%													
Excellent	85.0%													
2	Credit allotment	<table border="1"><thead><tr><th>Response</th><th>Percentage</th></tr></thead><tbody><tr><td>Poor</td><td>0.0%</td></tr><tr><td>Average</td><td>0.0%</td></tr><tr><td>Good</td><td>12.1%</td></tr><tr><td>Very Good</td><td>45.5%</td></tr><tr><td>Excellent</td><td>42.4%</td></tr></tbody></table>	Response	Percentage	Poor	0.0%	Average	0.0%	Good	12.1%	Very Good	45.5%	Excellent	42.4%
Response	Percentage													
Poor	0.0%													
Average	0.0%													
Good	12.1%													
Very Good	45.5%													
Excellent	42.4%													

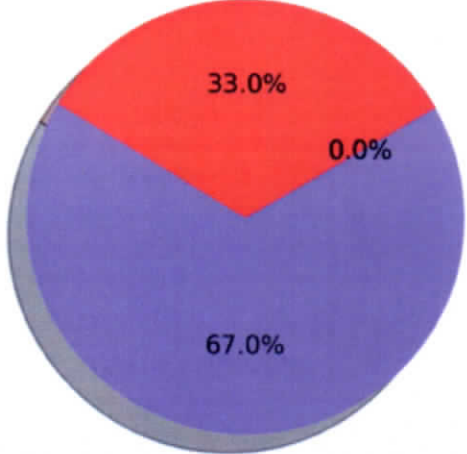
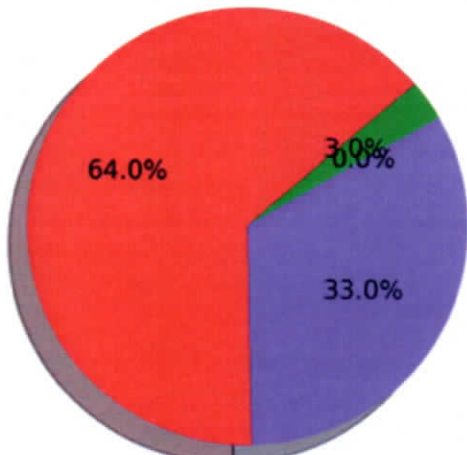
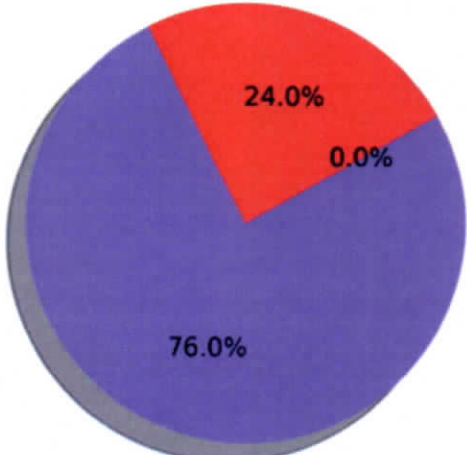

PRINCIPAL
Anurag Engineering College
Ananthagiri, KODAD, Suryapet Dt.

3	Syllabus is sufficient to bridge the gap between industry standards /current global scenarios and academics.	 <table border="1"> <thead> <tr> <th>Category</th> <th>Percentage</th> </tr> </thead> <tbody> <tr> <td>Poor</td> <td>0.0%</td> </tr> <tr> <td>Average</td> <td>0.0%</td> </tr> <tr> <td>Good</td> <td>3.0%</td> </tr> <tr> <td>Very Good</td> <td>48.5%</td> </tr> <tr> <td>Excellent</td> <td>48.5%</td> </tr> </tbody> </table>	Category	Percentage	Poor	0.0%	Average	0.0%	Good	3.0%	Very Good	48.5%	Excellent	48.5%
Category	Percentage													
Poor	0.0%													
Average	0.0%													
Good	3.0%													
Very Good	48.5%													
Excellent	48.5%													
4	Timely coverage of Syllabus	 <table border="1"> <thead> <tr> <th>Category</th> <th>Percentage</th> </tr> </thead> <tbody> <tr> <td>Poor</td> <td>0.0%</td> </tr> <tr> <td>Average</td> <td>0.0%</td> </tr> <tr> <td>Good</td> <td>0.0%</td> </tr> <tr> <td>Very Good</td> <td>33.0%</td> </tr> <tr> <td>Excellent</td> <td>67.0%</td> </tr> </tbody> </table>	Category	Percentage	Poor	0.0%	Average	0.0%	Good	0.0%	Very Good	33.0%	Excellent	67.0%
Category	Percentage													
Poor	0.0%													
Average	0.0%													
Good	0.0%													
Very Good	33.0%													
Excellent	67.0%													
5	Proper Sequence of course content	 <table border="1"> <thead> <tr> <th>Category</th> <th>Percentage</th> </tr> </thead> <tbody> <tr> <td>Poor</td> <td>0.0%</td> </tr> <tr> <td>Average</td> <td>0.0%</td> </tr> <tr> <td>Good</td> <td>9.0%</td> </tr> <tr> <td>Very Good</td> <td>36.0%</td> </tr> <tr> <td>Excellent</td> <td>55.0%</td> </tr> </tbody> </table>	Category	Percentage	Poor	0.0%	Average	0.0%	Good	9.0%	Very Good	36.0%	Excellent	55.0%
Category	Percentage													
Poor	0.0%													
Average	0.0%													
Good	9.0%													
Very Good	36.0%													
Excellent	55.0%													

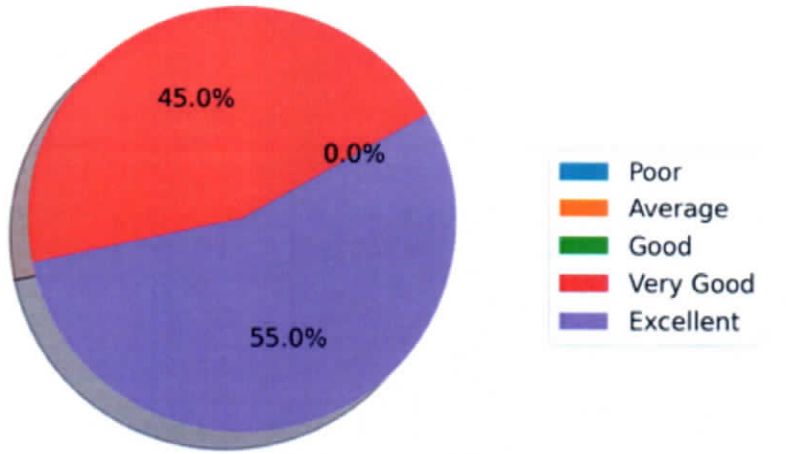
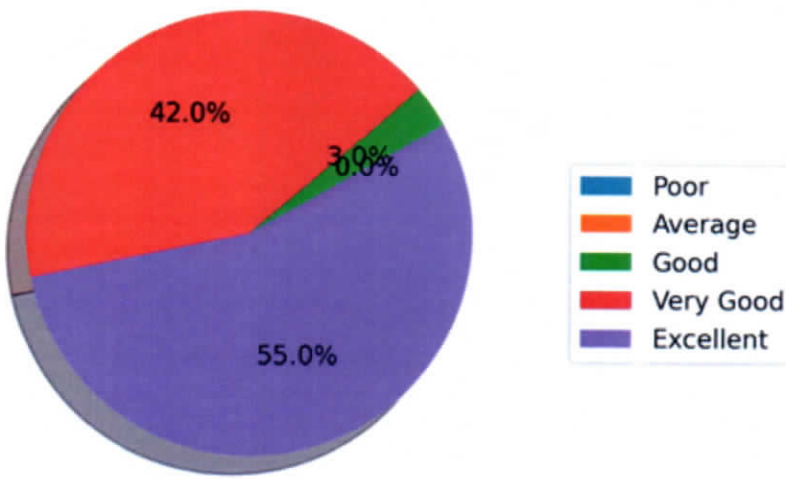
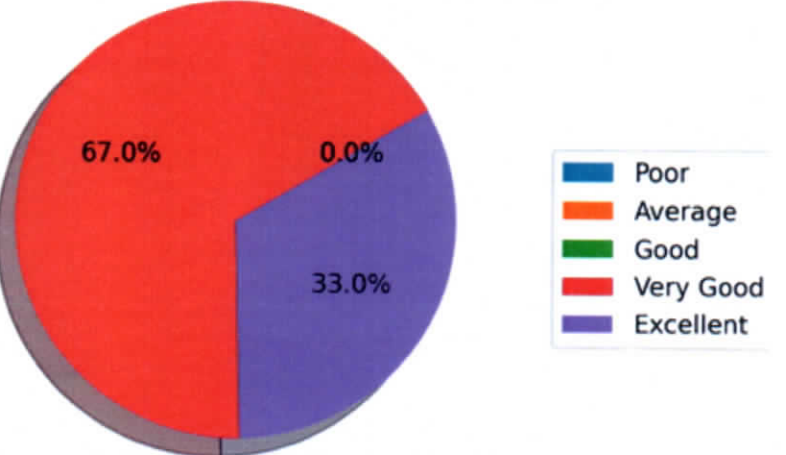

PRINCIPAL
Anurag Engineering College
Ananthagiri, KODAD, Suryapat Dt.

6	Recommended Textbooks mapping to the syllabus	 <table border="1" data-bbox="1177 444 1401 637"> <thead> <tr> <th>Category</th> <th>Percentage</th> </tr> </thead> <tbody> <tr> <td>Poor</td> <td>0.0%</td> </tr> <tr> <td>Average</td> <td>0.0%</td> </tr> <tr> <td>Good</td> <td>0.0%</td> </tr> <tr> <td>Very Good</td> <td>64.0%</td> </tr> <tr> <td>Excellent</td> <td>36.0%</td> </tr> </tbody> </table>	Category	Percentage	Poor	0.0%	Average	0.0%	Good	0.0%	Very Good	64.0%	Excellent	36.0%
Category	Percentage													
Poor	0.0%													
Average	0.0%													
Good	0.0%													
Very Good	64.0%													
Excellent	36.0%													
7	Availability of reference material	 <table border="1" data-bbox="1177 924 1401 1117"> <thead> <tr> <th>Category</th> <th>Percentage</th> </tr> </thead> <tbody> <tr> <td>Poor</td> <td>0.0%</td> </tr> <tr> <td>Average</td> <td>0.0%</td> </tr> <tr> <td>Good</td> <td>6.1%</td> </tr> <tr> <td>Very Good</td> <td>48.5%</td> </tr> <tr> <td>Excellent</td> <td>45.5%</td> </tr> </tbody> </table>	Category	Percentage	Poor	0.0%	Average	0.0%	Good	6.1%	Very Good	48.5%	Excellent	45.5%
Category	Percentage													
Poor	0.0%													
Average	0.0%													
Good	6.1%													
Very Good	48.5%													
Excellent	45.5%													
8	The pre-requisite courses are appropriate for this course.	 <table border="1" data-bbox="1177 1397 1401 1590"> <thead> <tr> <th>Category</th> <th>Percentage</th> </tr> </thead> <tbody> <tr> <td>Poor</td> <td>0.0%</td> </tr> <tr> <td>Average</td> <td>0.0%</td> </tr> <tr> <td>Good</td> <td>3.0%</td> </tr> <tr> <td>Very Good</td> <td>58.0%</td> </tr> <tr> <td>Excellent</td> <td>39.0%</td> </tr> </tbody> </table>	Category	Percentage	Poor	0.0%	Average	0.0%	Good	3.0%	Very Good	58.0%	Excellent	39.0%
Category	Percentage													
Poor	0.0%													
Average	0.0%													
Good	3.0%													
Very Good	58.0%													
Excellent	39.0%													

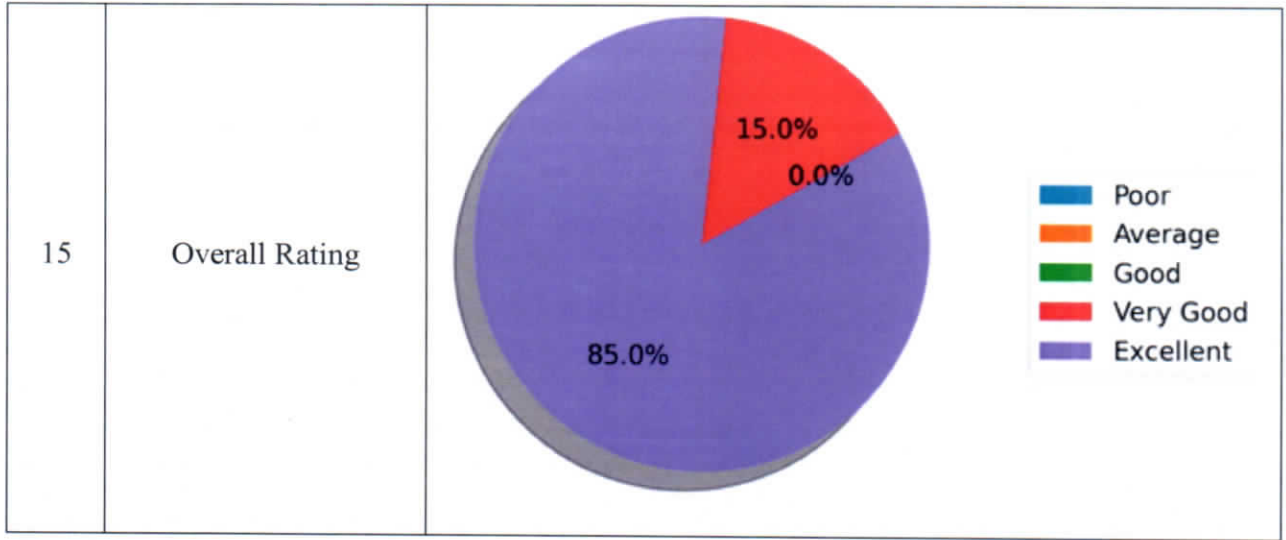

PRINCIPAL
Anurag Engineering College
Ananthagiri, KODAD, Suryapet Dt.

9	The course content satisfy the needs of follow-on courses	 <p>Legend:</p> <ul style="list-style-type: none"> Poor Average Good Very Good Excellent
10	The electives offered are relevant to the specialization streams and to the technological advancements.	 <p>Legend:</p> <ul style="list-style-type: none"> Poor Average Good Very Good Excellent
11	The programme and curriculum is enriched as compared to similar programme offered by other reputed Institutions	 <p>Legend:</p> <ul style="list-style-type: none"> Poor Average Good Very Good Excellent


PRINCIPAL
 Anurag Engineering College
 Ananthagiri, KODAD, Suryapet Dt.

12	<p>The designed experiments stimulate the interest of students in the subject and deepen their understanding through relating theory to practice (Experiential learning).</p>	 <table border="1"> <thead> <tr> <th>Category</th> <th>Percentage</th> </tr> </thead> <tbody> <tr> <td>Poor</td> <td>0.0%</td> </tr> <tr> <td>Average</td> <td>0.0%</td> </tr> <tr> <td>Good</td> <td>0.0%</td> </tr> <tr> <td>Very Good</td> <td>45.0%</td> </tr> <tr> <td>Excellent</td> <td>55.0%</td> </tr> </tbody> </table>	Category	Percentage	Poor	0.0%	Average	0.0%	Good	0.0%	Very Good	45.0%	Excellent	55.0%
Category	Percentage													
Poor	0.0%													
Average	0.0%													
Good	0.0%													
Very Good	45.0%													
Excellent	55.0%													
13	<p>The Laboratory enables to develop experimental, design, problem solving and analysis skills of the students.</p>	 <table border="1"> <thead> <tr> <th>Category</th> <th>Percentage</th> </tr> </thead> <tbody> <tr> <td>Poor</td> <td>0.0%</td> </tr> <tr> <td>Average</td> <td>0.0%</td> </tr> <tr> <td>Good</td> <td>3.0%</td> </tr> <tr> <td>Very Good</td> <td>42.0%</td> </tr> <tr> <td>Excellent</td> <td>55.0%</td> </tr> </tbody> </table>	Category	Percentage	Poor	0.0%	Average	0.0%	Good	3.0%	Very Good	42.0%	Excellent	55.0%
Category	Percentage													
Poor	0.0%													
Average	0.0%													
Good	3.0%													
Very Good	42.0%													
Excellent	55.0%													
14	<p>Mapping of COs to POs</p>	 <table border="1"> <thead> <tr> <th>Category</th> <th>Percentage</th> </tr> </thead> <tbody> <tr> <td>Poor</td> <td>0.0%</td> </tr> <tr> <td>Average</td> <td>0.0%</td> </tr> <tr> <td>Good</td> <td>0.0%</td> </tr> <tr> <td>Very Good</td> <td>67.0%</td> </tr> <tr> <td>Excellent</td> <td>33.0%</td> </tr> </tbody> </table>	Category	Percentage	Poor	0.0%	Average	0.0%	Good	0.0%	Very Good	67.0%	Excellent	33.0%
Category	Percentage													
Poor	0.0%													
Average	0.0%													
Good	0.0%													
Very Good	67.0%													
Excellent	33.0%													


PRINCIPAL
 Anurag Engineering College
 Ananthagiri, KODAD, Suryapet




PRINCIPAL
Anurag Engineering College
Ananthagiri, KODAD, Surya

SUMMARY

TEACHER FEEDBACK ON CURRICULUM

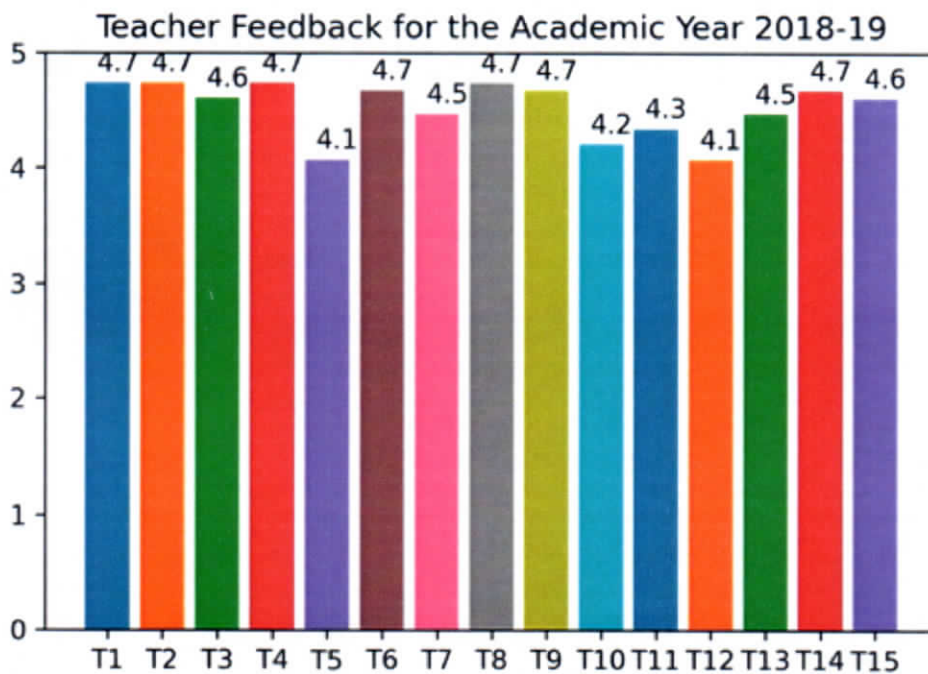
1. The First attribute was posted to rate the Depth of the Course content suitable for learning outcomes. For this **81%** of the teachers have rated Excellent and **19%** of the teachers rated very good.
2. It was rated as excellent by **51%** of the teacher and **49%** rated as very good about Credit allotment.
3. The third attribute shows the Syllabus is sufficient to bridge the gap between industry standards /current global scenarios and academics. **39.6%** of the teachers opted excellent and **56.4%** of the teachers rated very good.
4. It was rated as excellent by **77%** of the teachers AND **23%** rated as very good about Timely coverage of Syllabus.
5. The Fifth attribute was asked to rate Proper Sequence of course content. **53%** of the teachers opted Excellent and **38%** opted very good.
6. It was rated as excellent by **32%** of the students AND **68%** rated as very good for the Recommended Textbooks mapping to the syllabus.
7. The seventh attribute is to rate Availability of reference material. For this **57%** of the teachers chosen Excellent and **43%** of the teachers chosen very good.
8. It was rated as excellent by **62%** of the teachers AND as very good by **38%** of the teachers about the pre-requisite courses are appropriate for this course.
9. It was rated as excellent by **54.5%** of the teachers AND as very good by **41.6%** of the teachers about the course content satisfy the needs of follow-on courses.
10. Most of the teachers are satisfied with the electives offered are relevant to the specialization streams and to the technological advancements because **42%** of the teachers have chosen excellent and **58%** of the teachers have chosen Very good.
11. The eleventh attribute is to rate the programme and curriculum is enriched as compared to similar programme offered by other reputed Institutions. For this **62%** of the teachers chosen Excellent and **38%** of the teachers chosen very good.
12. The twelfth attribute is to rate whether The designed experiments stimulate the interest of students in the subject and deepen their understanding through relating theory to practice (Experiential learning). For this **57%** of the teachers chosen Excellent and **43%** of the teachers chosen very good.
13. Most of the teachers are satisfied with The Laboratory enables to develop experimental, design, problem solving and analysis skills of the students because

62% of the teachers have chosen excellent and 38% of the teachers have chosen Very good.

14. It was rated as excellent by 41.6% of the teachers AND as very good by 54.5% of the teachers about Mapping of COs to Pos.

15. In Overall Rating 77% of the teachers chosen Excellent and 23% of the teachers chosen very good.

The following diagram shows overall response of the teachers about curriculum




PRINCIPAL
Anurag Engineering College
Ananthagiri, KODAD, Suryapet Dt.