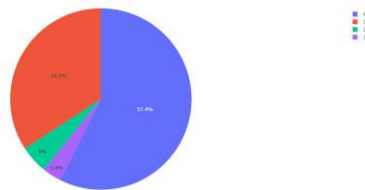


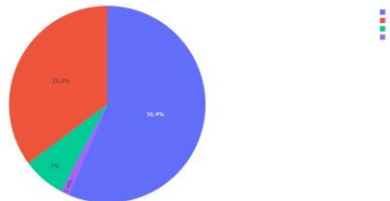


## STUDENT SATISFACTION SURVEY (AY 2021-2022)

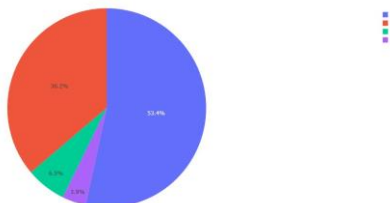
1. How much of the syllabus was covered in the class? 4 – 85 to 100% 3 – 70 to 84% 2 – 55 to 69% 1 – 30 to 54% 0 – Below 30%.



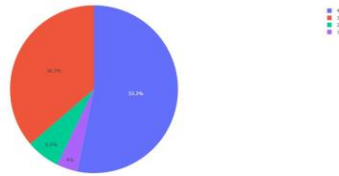
2. How well did the teachers prepare for the classes? 4 – Thoroughly 3 – Satisfactorily 2 – Poorly 1 – Indifferently 0 – Won't teach at all



3. How well were the teachers able to communicate? 4 – Always effective 3 – Sometimes effective 2 – Just Satisfactory 1 – Generally Ineffective 0 – Very poor communication



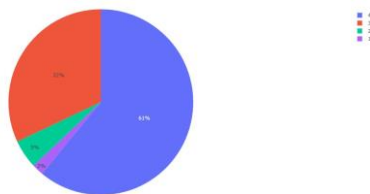
4. The teacher's approach to teaching can best be described as 4 – Excellent 3 – Very Good 2 – Good 1 – Fair 0 – Poor



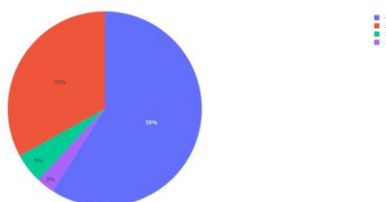
5. Fairness of internal evaluation process by teachers. 4 – Always fair 3 – Usually fair 2 – Sometimes unfair 1 – Usually unfair 0 – Unfair



6. Was your performance in assignments discussed with you? 4 – Every time 3 – Usually 2 – Occasionally/Sometimes 1 – Rarely 0 – Never



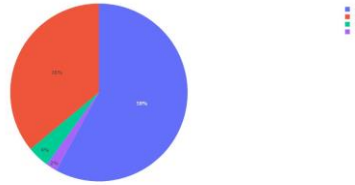
7. The Institute takes active interest in promoting internship, student exchange, field visit opportunities for students. 4 – Regularly 3 – Often 2 – Sometimes 1 – Rarely 0 – Never



8. The teaching and mentoring process in your institution facilitates you in cognitive, social and emotional growth. 4 – Significantly 3 – Very well 2 – Moderately 1 – Marginally 0 – Not at all



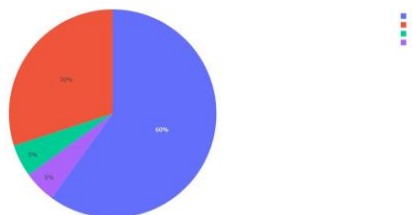
9. The Institution provides multiple opportunities to learn and grow. 4 – Strongly agree 3 – Agree 2 – Neutral 1 – Disagree 0 – Strongly disagree



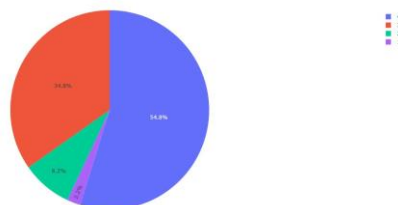
10. Teachers inform you about your expected competencies, course outcomes and programme outcomes. 4 – Every time 3 – Usually 2 – Occasionally/Sometimes 1 – Rarely 0 – Never



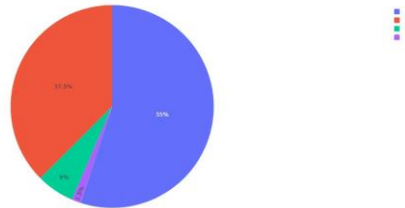
11. Your mentor does a necessary follow-up with an assigned task to you. 4 – Every time 3 – Usually 2 – Occasionally/Sometimes 1 – Rarely 0 – I don't have a mentor



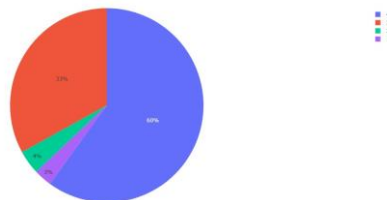
12. The teachers illustrate the concepts through examples and applications. 4 – Every time 3 – Usually 2 – Occasionally/Sometimes 1 – Rarely 0 – Never



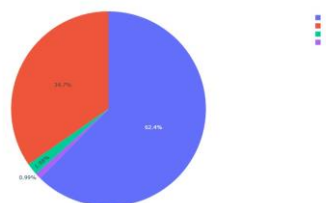
13. The teacher identifies your strengths and encourage you with providing right level of challenges. 4 – Fully 3 – Reasonably 2 – Partially 1 – Slightly 0 – Unable to



14. Teachers are able to identify your weaknesses and help you to overcome them. 4 – Every time 3 – Usually 2 – Occasionally/Sometimes 1 – Rarely 0 – Never



15. The Institution makes effort to engage students in the monitoring, review and continuous quality improvement of the teaching learning process. 4 – Strongly agree 3 – Agree 2 – Neutral 1 – Disagree 0 – Strongly Disagree



16. The Institute/teachers uses student centric methods, such as experimental learning, participative learning and problem solving methodologies for enhancing learning experience. 4 – Strongly agree 3 – Agree 2 – Neutral 1 – Disagree 0 – Strongly Disagree



<b>Q.No.</b>	<b>Survey Question</b>	<b>Avg. Score</b>
1	How much of the syllabus was covered in the class?	<b>3.47</b>
2	How well did the teachers prepare for the classes	<b>3.48</b>
3	How well were the teachers able to communicate	<b>3.45</b>
4	The teacher's approach to teaching can best be described as	<b>3.57</b>
5	Fairness of the internal evaluation process by the teachers	<b>3.55</b>
6	Was your performance in assignments discussed with you	<b>3.54</b>
7	The institute takes active interest in promoting internshi student exchange, field visit opportunities for student	<b>3.53</b>
8	The teaching and mentoring process in your institution facilitates you in cognitive, social and emotional growth.	<b>3.45</b>
9	The institution provides multiple opportunities to learn and grow	<b>3.48</b>
10	Teachers inform you about your expected competencies, course outcomes and programme outcomes.	<b>3.49</b>
11	Your mentor does a necessary follow- up with an assigned task to you	<b>3.50</b>
12	The teachers illustrate the concepts through examples and applications	<b>3.52</b>
13	The teachers identify your strengths and encourage you with providing right level of challenge	<b>3.50</b>
14	Teachers are able to identify your weaknesses and help you to overcome it	<b>3.42</b>
15	The institution makes effort to engage students in the monitoring, review and continuous quality improvement of the teaching learning process	<b>3.58</b>
16	The institute/ teachers use student centric methods, such as experiential learning, participative learning and problem solving methodologies for enhancing learning experience	<b>3.71</b>