



ANURAG Engineering College

(An Autonomous Institution)

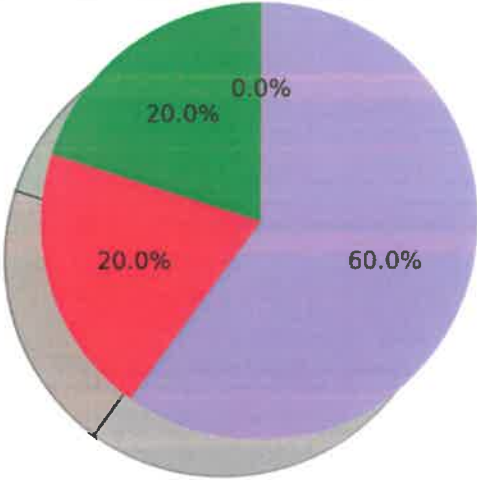
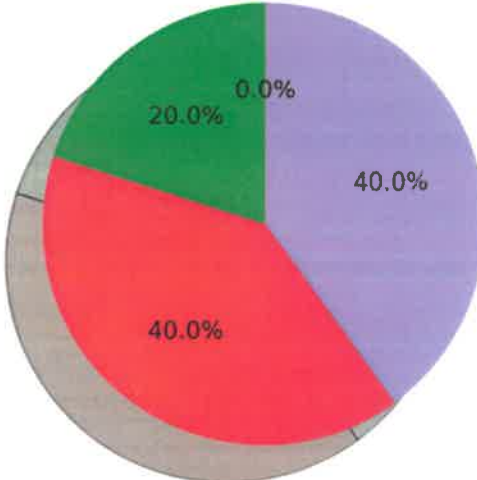
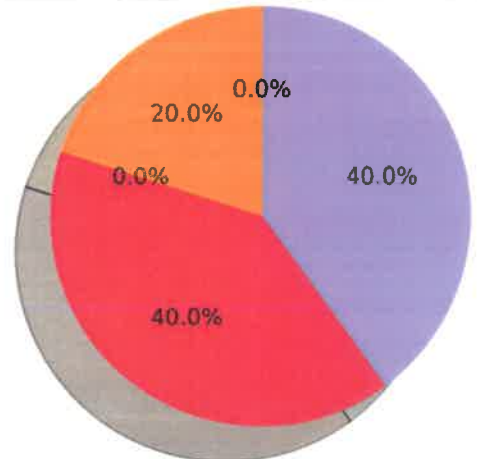
Ananthagiri (V & M), Kodad, Suryapet (Dist), Telangana-508206




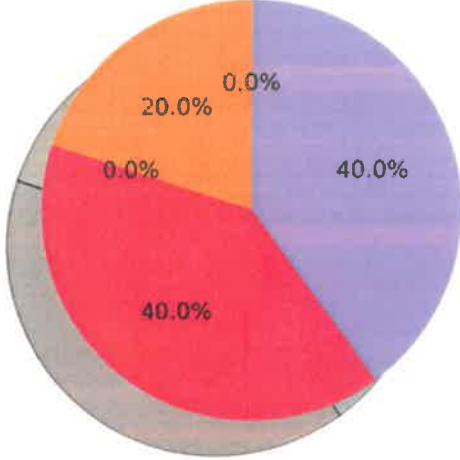
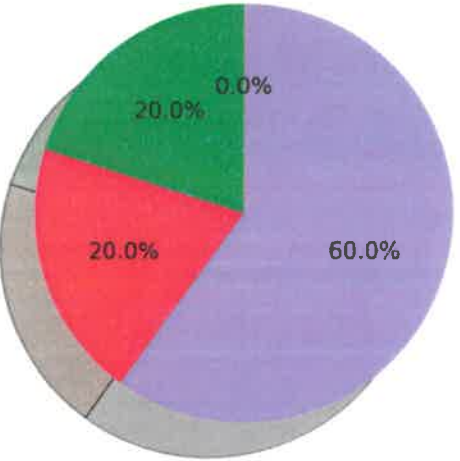
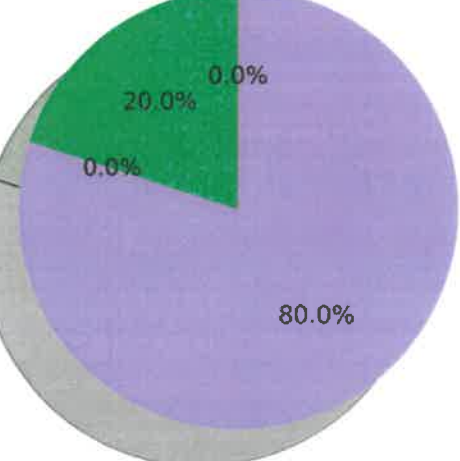
EMPLOYER FEED BACK ANALYSIS-A.Y. 2022-2023


| S.No | Attributes | Responses |
|------|---|---|
| 1 | Domain knowledge | <p>0.0% 100.0%</p> <ul style="list-style-type: none"> ■ Poor ■ Average ■ Good ■ Very Good ■ Excellent |
| 2 | Alumnus Employee has relevant professional skills | <p>0.0% 40.0% 60.0%</p> <ul style="list-style-type: none"> ■ Poor ■ Average ■ Good ■ Very Good ■ Excellent |


 Principal
 Anurag Engineering College
 Ananthagiri(V&M), Kodad
 Suryapet Dt. Telangana-508206


| | | |
|---|------------------------------------|---|
| 3 | Problem Solving Skills |  <p>0.0% 20.0% 20.0% 60.0%</p> <ul style="list-style-type: none"> ■ Poor ■ Average ■ Good ■ Very Good ■ Excellent |
| 4 | Planning and Organizational Skills |  <p>0.0% 20.0% 40.0% 40.0%</p> <ul style="list-style-type: none"> ■ Poor ■ Average ■ Good ■ Very Good ■ Excellent |
| 5 | Communication Skills |  <p>0.0% 20.0% 0.0% 40.0%</p> <ul style="list-style-type: none"> ■ Poor ■ Average ■ Good ■ Very Good ■ Excellent |


 Principal
 Anurag Engineering College
 Ananthagiri(V&M), Kodad
 Suryapet Dt. Telangana-508206

| 6 | Leadership, Team Work and Initiative Capabilities |  <table border="1" data-bbox="1193 427 1390 584"> <thead> <tr> <th>Category</th> <th>Percentage</th> </tr> </thead> <tbody> <tr> <td>Poor</td> <td>0.0%</td> </tr> <tr> <td>Average</td> <td>20.0%</td> </tr> <tr> <td>Good</td> <td>0.0%</td> </tr> <tr> <td>Very Good</td> <td>40.0%</td> </tr> <tr> <td>Excellent</td> <td>40.0%</td> </tr> </tbody> </table> | Category | Percentage | Poor | 0.0% | Average | 20.0% | Good | 0.0% | Very Good | 40.0% | Excellent | 40.0% |
|-----------|--|---|----------|------------|------|------|---------|-------|------|-------|-----------|-------|-----------|-------|
| Category | Percentage | | | | | | | | | | | | | |
| Poor | 0.0% | | | | | | | | | | | | | |
| Average | 20.0% | | | | | | | | | | | | | |
| Good | 0.0% | | | | | | | | | | | | | |
| Very Good | 40.0% | | | | | | | | | | | | | |
| Excellent | 40.0% | | | | | | | | | | | | | |
| 7 | Flexibility to learn new technologies and adopt new ideas. |  <table border="1" data-bbox="1193 920 1374 1077"> <thead> <tr> <th>Category</th> <th>Percentage</th> </tr> </thead> <tbody> <tr> <td>Poor</td> <td>0.0%</td> </tr> <tr> <td>Average</td> <td>0.0%</td> </tr> <tr> <td>Good</td> <td>20.0%</td> </tr> <tr> <td>Very Good</td> <td>20.0%</td> </tr> <tr> <td>Excellent</td> <td>60.0%</td> </tr> </tbody> </table> | Category | Percentage | Poor | 0.0% | Average | 0.0% | Good | 20.0% | Very Good | 20.0% | Excellent | 60.0% |
| Category | Percentage | | | | | | | | | | | | | |
| Poor | 0.0% | | | | | | | | | | | | | |
| Average | 0.0% | | | | | | | | | | | | | |
| Good | 20.0% | | | | | | | | | | | | | |
| Very Good | 20.0% | | | | | | | | | | | | | |
| Excellent | 60.0% | | | | | | | | | | | | | |
| 8 | Contribution to the goal of the organization |  <table border="1" data-bbox="1193 1413 1390 1570"> <thead> <tr> <th>Category</th> <th>Percentage</th> </tr> </thead> <tbody> <tr> <td>Poor</td> <td>0.0%</td> </tr> <tr> <td>Average</td> <td>0.0%</td> </tr> <tr> <td>Good</td> <td>20.0%</td> </tr> <tr> <td>Very Good</td> <td>0.0%</td> </tr> <tr> <td>Excellent</td> <td>80.0%</td> </tr> </tbody> </table> | Category | Percentage | Poor | 0.0% | Average | 0.0% | Good | 20.0% | Very Good | 0.0% | Excellent | 80.0% |
| Category | Percentage | | | | | | | | | | | | | |
| Poor | 0.0% | | | | | | | | | | | | | |
| Average | 0.0% | | | | | | | | | | | | | |
| Good | 20.0% | | | | | | | | | | | | | |
| Very Good | 0.0% | | | | | | | | | | | | | |
| Excellent | 80.0% | | | | | | | | | | | | | |


 Principal
 Anurag Engineering College
 Anantheguri(V&M), Kodad
 Suryapet Dt. Telangana-508206

| 9 | Ethical Values | <p>A pie chart illustrating the distribution of Ethical Values. The chart is divided into five segments: Very Good (60.0%, red), Excellent (20.0%, purple), Average (20.0%, orange), Poor (0.0%, blue), and Good (0.0%, green). A legend to the right of the chart identifies the colors with their respective categories.</p> <table border="1"> <thead> <tr> <th>Category</th> <th>Percentage</th> </tr> </thead> <tbody> <tr> <td>Poor</td> <td>0.0%</td> </tr> <tr> <td>Average</td> <td>20.0%</td> </tr> <tr> <td>Good</td> <td>0.0%</td> </tr> <tr> <td>Very Good</td> <td>60.0%</td> </tr> <tr> <td>Excellent</td> <td>20.0%</td> </tr> </tbody> </table> | Category | Percentage | Poor | 0.0% | Average | 20.0% | Good | 0.0% | Very Good | 60.0% | Excellent | 20.0% |
|-----------|----------------|--|----------|------------|------|------|---------|-------|------|------|-----------|-------|-----------|-------|
| Category | Percentage | | | | | | | | | | | | | |
| Poor | 0.0% | | | | | | | | | | | | | |
| Average | 20.0% | | | | | | | | | | | | | |
| Good | 0.0% | | | | | | | | | | | | | |
| Very Good | 60.0% | | | | | | | | | | | | | |
| Excellent | 20.0% | | | | | | | | | | | | | |


 Principal
 Anurag Engineering College
 Ananthagiri(V&M), Kodad
 Suryapet Dt. Telangana-508206

SUMMARY

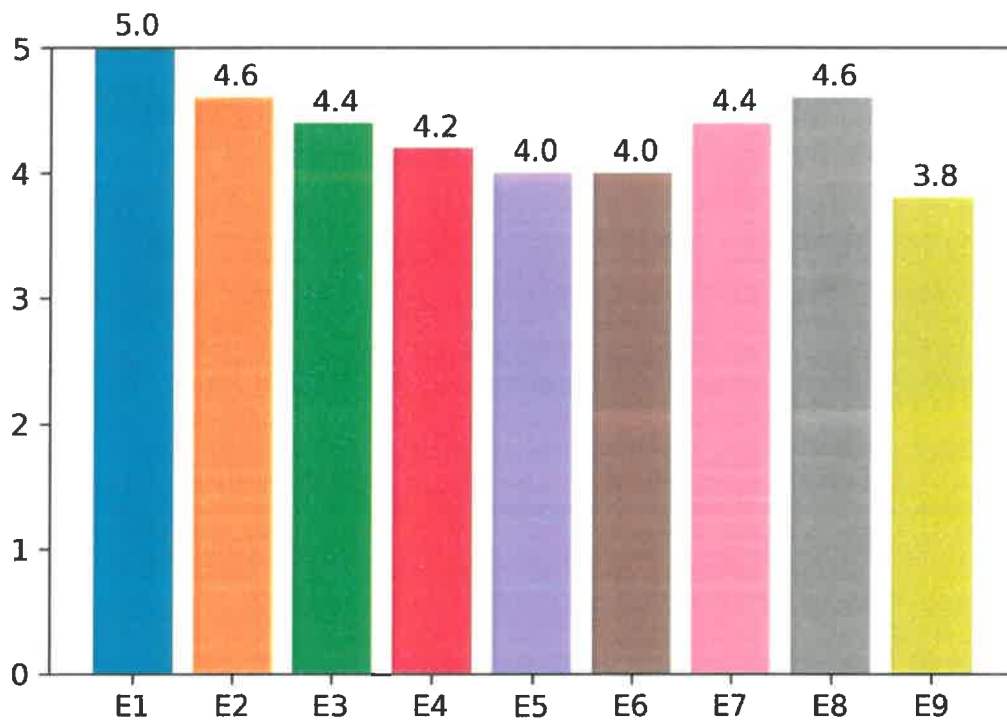
EMPLOYER FEEDBACK ON CURRICULUM


We prepared a questionnaire in order to get feedback from different employers.

1. The First attribute is about domain knowledge. When we asked about domain knowledge, all the employers given their feedback as excellent.
2. In the second attribute we get feedback from different employers about ALUMNUS employees and their professional skills. For this, 60% of the employers rated excellent and 40% rated very good.
3. In the third attribute we got 60% excellent, 20% very good & 20% good feedback from different employers about problem solving skills.
4. The fourth attribute is about planning and organizational skills. Here we got 40% excellent, 40% very good and 20% good feedback from the employers.
5. In the fifth attribute, we have taken feedback about communication skills. We received 40% excellent and 20% very good. Only 20% of the employers felt average.
6. Regarding leadership, team work and initiative capabilities, we received 40% excellent and 20% very good. Only 20% of the employers felt average.
7. Regarding flexibility to learn new technologies and adopting new ideas, we received 60% excellent, 20% very good and 20% good.
8. In the eighth attribute, contribution to the goal of the organization, It is also received 80% excellent and 20% good.
9. The most important and final attribute is Ethical values. For this we got 20% excellent, 60% very good and 20% average.


Principal
nurag Engineering College
Ananthagiri(V&M), Kodad
Suryapet Dt. Telangana-50820.

The following diagram shows overall response of the Employer about curriculum




Principal
Anurag Engineering College
Ananthagiri(V&M), Kodad
Suryapet Dt. Telangana-503206