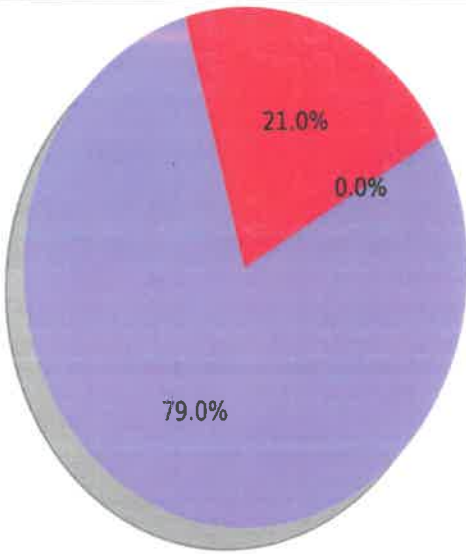
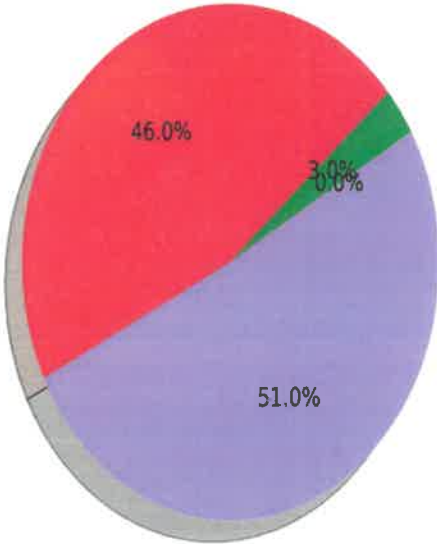

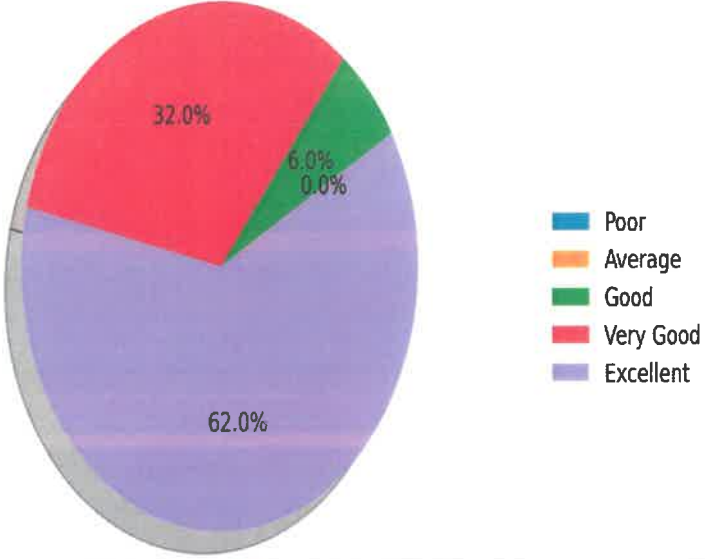
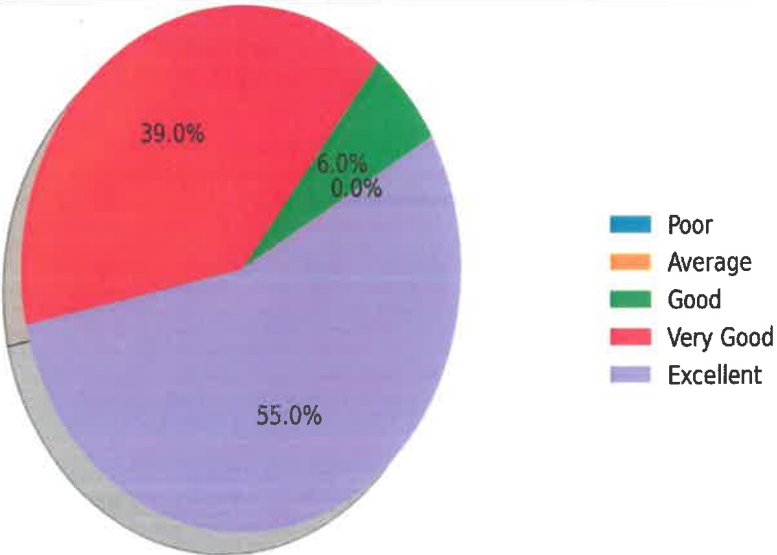


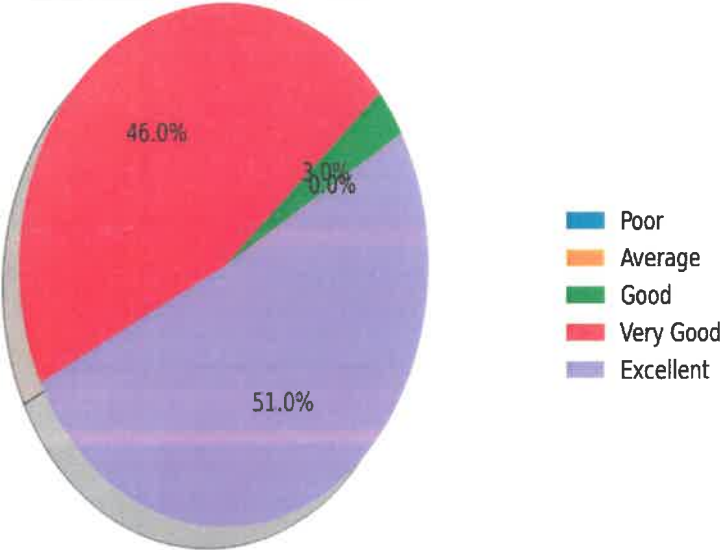
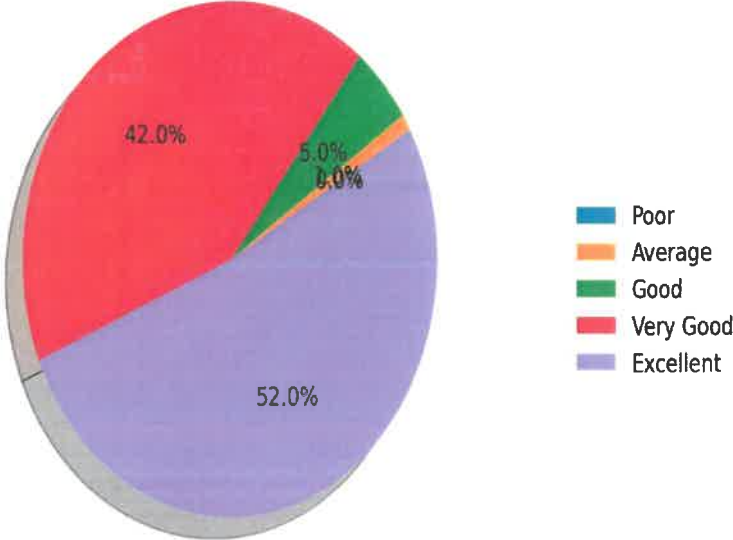
## TEACHER FEEDBACK ANALYSIS-A.Y. 2022-23


S.No	Attributes	Responses
1	Depth of the Course content suitable for learning outcomes	 <ul style="list-style-type: none"> <li><span style="color: blue;">■</span> Poor</li> <li><span style="color: orange;">■</span> Average</li> <li><span style="color: green;">■</span> Good</li> <li><span style="color: red;">■</span> Very Good</li> <li><span style="color: purple;">■</span> Excellent</li> </ul>
2	Credit allotment	 <ul style="list-style-type: none"> <li><span style="color: blue;">■</span> Poor</li> <li><span style="color: orange;">■</span> Average</li> <li><span style="color: green;">■</span> Good</li> <li><span style="color: red;">■</span> Very Good</li> <li><span style="color: purple;">■</span> Excellent</li> </ul>

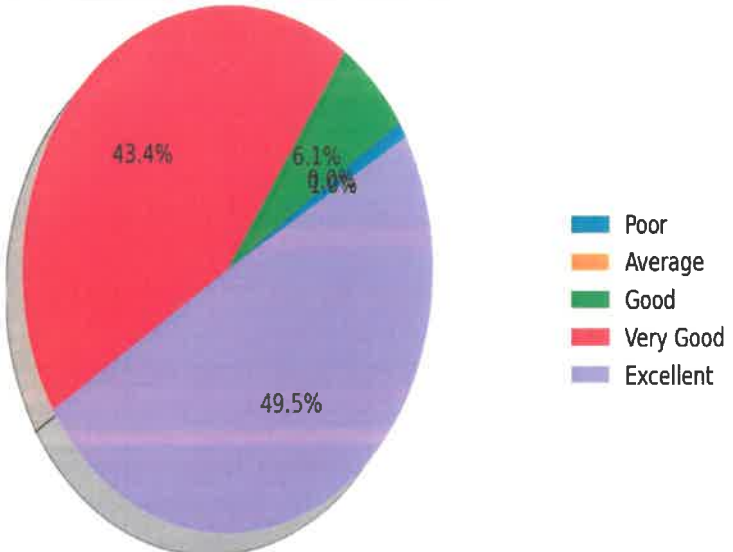
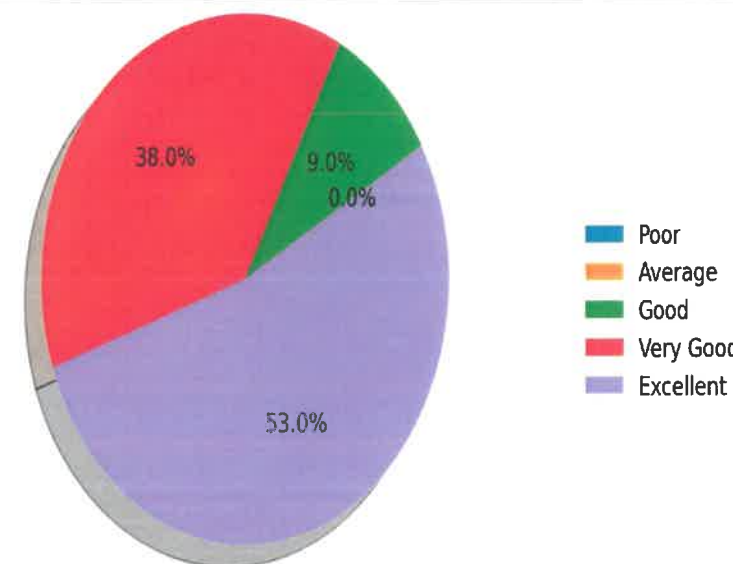
  
 Principal  
 Anurag Engineering College  
 Ananthagiri (V & M), Kodad  
 Suryapet DL, Telangana-508206


3	Syllabus is sufficient to bridge the gap between industry standards /current global scenarios and academics.	 <table border="1"> <thead> <tr> <th>Category</th> <th>Percentage</th> </tr> </thead> <tbody> <tr> <td>Poor</td> <td>0.0%</td> </tr> <tr> <td>Average</td> <td>0.0%</td> </tr> <tr> <td>Good</td> <td>6.0%</td> </tr> <tr> <td>Very Good</td> <td>32.0%</td> </tr> <tr> <td>Excellent</td> <td>62.0%</td> </tr> </tbody> </table>	Category	Percentage	Poor	0.0%	Average	0.0%	Good	6.0%	Very Good	32.0%	Excellent	62.0%
Category	Percentage													
Poor	0.0%													
Average	0.0%													
Good	6.0%													
Very Good	32.0%													
Excellent	62.0%													
4	Timely coverage of Syllabus	 <table border="1"> <thead> <tr> <th>Category</th> <th>Percentage</th> </tr> </thead> <tbody> <tr> <td>Poor</td> <td>0.0%</td> </tr> <tr> <td>Average</td> <td>0.0%</td> </tr> <tr> <td>Good</td> <td>6.0%</td> </tr> <tr> <td>Very Good</td> <td>39.0%</td> </tr> <tr> <td>Excellent</td> <td>55.0%</td> </tr> </tbody> </table>	Category	Percentage	Poor	0.0%	Average	0.0%	Good	6.0%	Very Good	39.0%	Excellent	55.0%
Category	Percentage													
Poor	0.0%													
Average	0.0%													
Good	6.0%													
Very Good	39.0%													
Excellent	55.0%													

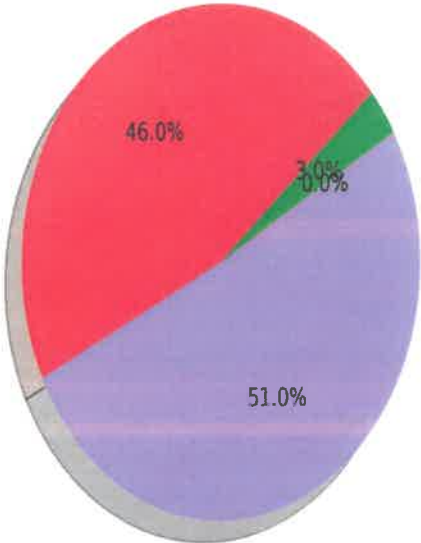
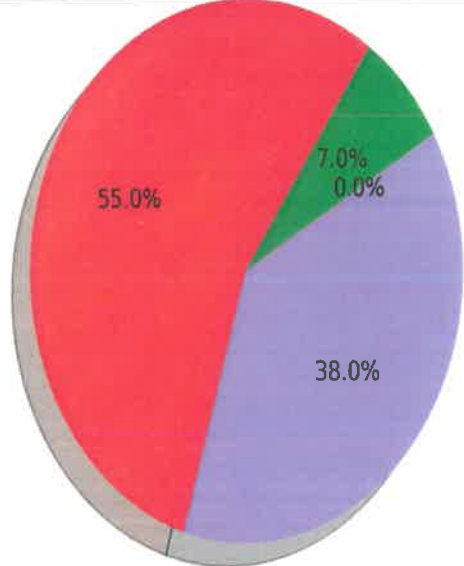
Principal  
Anurag Engineering College  
Ananthagiri(V&M), Kodad  
Suryapet Dt. Telangana-508105


5	Proper Sequence of course content	 <table border="1"> <thead> <tr> <th>Category</th> <th>Percentage</th> </tr> </thead> <tbody> <tr> <td>Poor</td> <td>0.0%</td> </tr> <tr> <td>Average</td> <td>0.0%</td> </tr> <tr> <td>Good</td> <td>3.0%</td> </tr> <tr> <td>Very Good</td> <td>46.0%</td> </tr> <tr> <td>Excellent</td> <td>51.0%</td> </tr> </tbody> </table>	Category	Percentage	Poor	0.0%	Average	0.0%	Good	3.0%	Very Good	46.0%	Excellent	51.0%
Category	Percentage													
Poor	0.0%													
Average	0.0%													
Good	3.0%													
Very Good	46.0%													
Excellent	51.0%													
6	Recommended Textbooks mapping to the syllabus	 <table border="1"> <thead> <tr> <th>Category</th> <th>Percentage</th> </tr> </thead> <tbody> <tr> <td>Poor</td> <td>1.0%</td> </tr> <tr> <td>Average</td> <td>0.0%</td> </tr> <tr> <td>Good</td> <td>5.0%</td> </tr> <tr> <td>Very Good</td> <td>42.0%</td> </tr> <tr> <td>Excellent</td> <td>52.0%</td> </tr> </tbody> </table>	Category	Percentage	Poor	1.0%	Average	0.0%	Good	5.0%	Very Good	42.0%	Excellent	52.0%
Category	Percentage													
Poor	1.0%													
Average	0.0%													
Good	5.0%													
Very Good	42.0%													
Excellent	52.0%													

  
 Principal  
 Anurag Engineering College  
 Anantagiri(V&M), Kodad  
 Suryapet Dt. Telangana-508205

7	Availability of reference material	 <table border="1"> <thead> <tr> <th>Category</th> <th>Percentage</th> </tr> </thead> <tbody> <tr> <td>Poor</td> <td>0.0%</td> </tr> <tr> <td>Average</td> <td>0.0%</td> </tr> <tr> <td>Good</td> <td>6.1%</td> </tr> <tr> <td>Very Good</td> <td>43.4%</td> </tr> <tr> <td>Excellent</td> <td>49.5%</td> </tr> </tbody> </table>	Category	Percentage	Poor	0.0%	Average	0.0%	Good	6.1%	Very Good	43.4%	Excellent	49.5%
Category	Percentage													
Poor	0.0%													
Average	0.0%													
Good	6.1%													
Very Good	43.4%													
Excellent	49.5%													
8	The pre-requisite courses are appropriate for this course.	 <table border="1"> <thead> <tr> <th>Category</th> <th>Percentage</th> </tr> </thead> <tbody> <tr> <td>Poor</td> <td>0.0%</td> </tr> <tr> <td>Average</td> <td>0.0%</td> </tr> <tr> <td>Good</td> <td>9.0%</td> </tr> <tr> <td>Very Good</td> <td>38.0%</td> </tr> <tr> <td>Excellent</td> <td>53.0%</td> </tr> </tbody> </table>	Category	Percentage	Poor	0.0%	Average	0.0%	Good	9.0%	Very Good	38.0%	Excellent	53.0%
Category	Percentage													
Poor	0.0%													
Average	0.0%													
Good	9.0%													
Very Good	38.0%													
Excellent	53.0%													

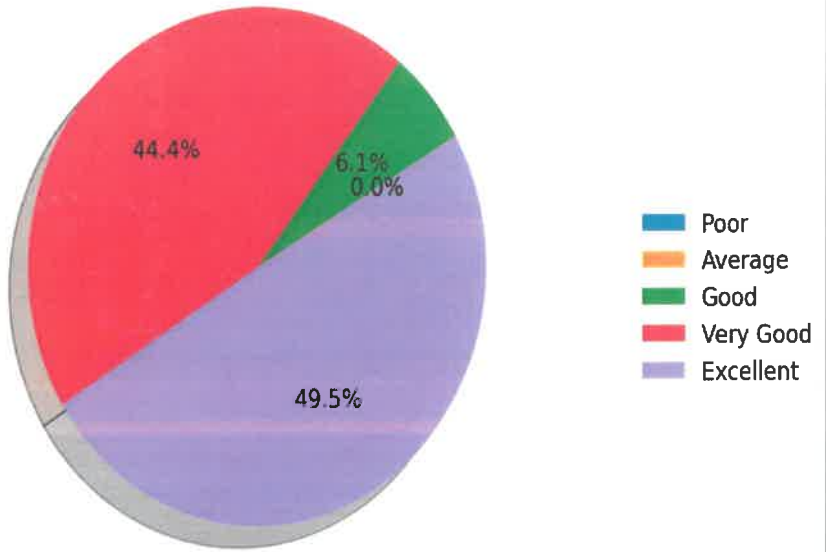
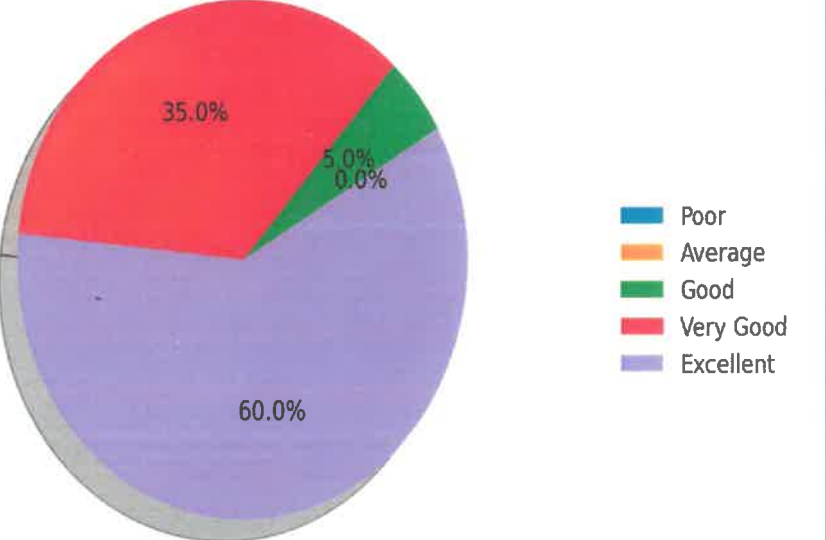
  
 Principal  
 Anurag Engineering College  
 Ananthagiri(V&M), Noida  
 Suryapet Dt. Telangana-508108


9	The course content satisfy the needs of follow-on courses	 <p>Legend:</p> <ul style="list-style-type: none"> <li>■ Poor</li> <li>■ Average</li> <li>■ Good</li> <li>■ Very Good</li> <li>■ Excellent</li> </ul>
10	The electives offered are relevant to the specialization streams and to the technological advancements.	 <p>Legend:</p> <ul style="list-style-type: none"> <li>■ Poor</li> <li>■ Average</li> <li>■ Good</li> <li>■ Very Good</li> <li>■ Excellent</li> </ul>

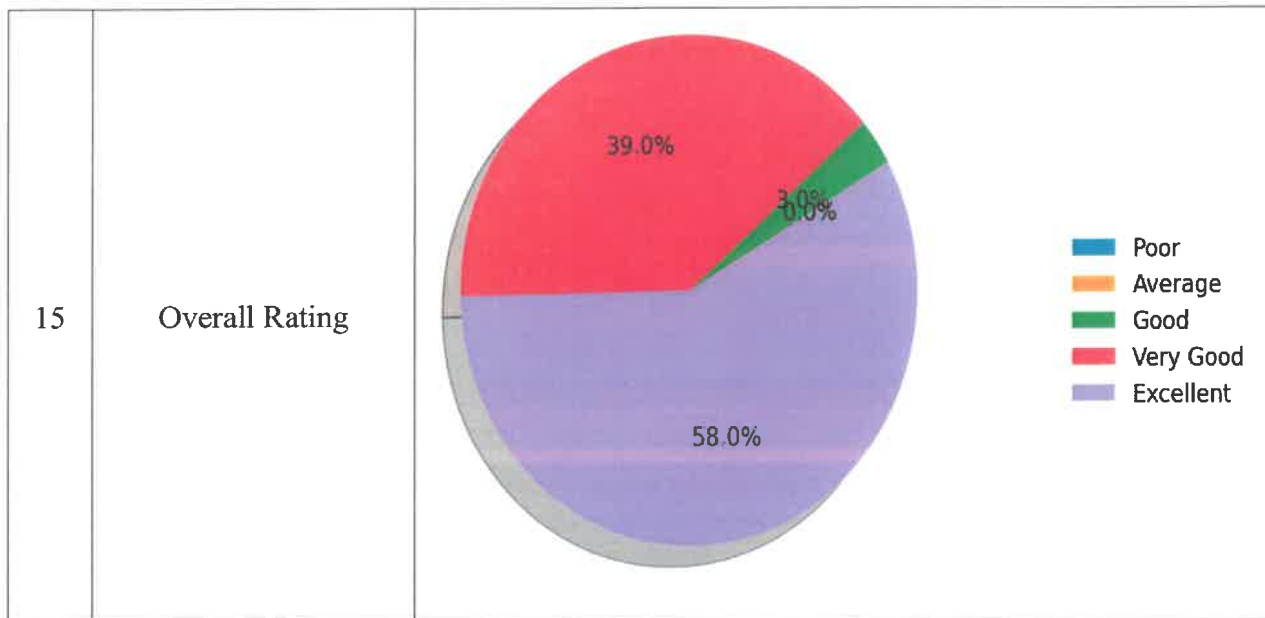
  
 Principal  
 Anvrag Engineering College  
 Ananthagiri(V&M), Kodad  
 Suryapet Dt. Telangana-508220

11	The programme and curriculum is enriched as compared to similar programme offered by other reputed Institutions	<p>A pie chart showing the distribution of responses for item 11. The chart is divided into five segments: Excellent (purple, 52.0%), Very Good (red, 42.0%), Good (green, 5.0%), Average (orange, 3.0%), and Poor (blue, 0.0%). A legend to the right of the chart identifies the colors: Poor (blue), Average (orange), Good (green), Very Good (red), and Excellent (purple).</p> <table border="1"> <thead> <tr> <th>Category</th> <th>Percentage</th> </tr> </thead> <tbody> <tr> <td>Poor</td> <td>0.0%</td> </tr> <tr> <td>Average</td> <td>3.0%</td> </tr> <tr> <td>Good</td> <td>5.0%</td> </tr> <tr> <td>Very Good</td> <td>42.0%</td> </tr> <tr> <td>Excellent</td> <td>52.0%</td> </tr> </tbody> </table>	Category	Percentage	Poor	0.0%	Average	3.0%	Good	5.0%	Very Good	42.0%	Excellent	52.0%
Category	Percentage													
Poor	0.0%													
Average	3.0%													
Good	5.0%													
Very Good	42.0%													
Excellent	52.0%													
12	The designed experiments stimulate the interest of students in the subject and deepen their understanding through relating theory to practice (Experiential learning).	<p>A pie chart showing the distribution of responses for item 12. The chart is divided into five segments: Excellent (purple, 35.0%), Very Good (red, 53.0%), Good (green, 12.0%), Average (orange, 0.0%), and Poor (blue, 0.0%). A legend to the right of the chart identifies the colors: Poor (blue), Average (orange), Good (green), Very Good (red), and Excellent (purple).</p> <table border="1"> <thead> <tr> <th>Category</th> <th>Percentage</th> </tr> </thead> <tbody> <tr> <td>Poor</td> <td>0.0%</td> </tr> <tr> <td>Average</td> <td>0.0%</td> </tr> <tr> <td>Good</td> <td>12.0%</td> </tr> <tr> <td>Very Good</td> <td>53.0%</td> </tr> <tr> <td>Excellent</td> <td>35.0%</td> </tr> </tbody> </table>	Category	Percentage	Poor	0.0%	Average	0.0%	Good	12.0%	Very Good	53.0%	Excellent	35.0%
Category	Percentage													
Poor	0.0%													
Average	0.0%													
Good	12.0%													
Very Good	53.0%													
Excellent	35.0%													

  
 Principal  
 Anurag Engineering College  
 (Autonomous/A3M), Kodad  
 30, 1st Mile, D.D. Talangana 501205

13	The Laboratory enables to develop experimental, design, problem solving and analysis skills of the students.	 <table border="1"> <thead> <tr> <th>Category</th> <th>Percentage</th> </tr> </thead> <tbody> <tr> <td>Poor</td> <td>0.0%</td> </tr> <tr> <td>Average</td> <td>0.0%</td> </tr> <tr> <td>Good</td> <td>6.1%</td> </tr> <tr> <td>Very Good</td> <td>44.4%</td> </tr> <tr> <td>Excellent</td> <td>49.5%</td> </tr> </tbody> </table>	Category	Percentage	Poor	0.0%	Average	0.0%	Good	6.1%	Very Good	44.4%	Excellent	49.5%
Category	Percentage													
Poor	0.0%													
Average	0.0%													
Good	6.1%													
Very Good	44.4%													
Excellent	49.5%													
14	Mapping of COs to POs	 <table border="1"> <thead> <tr> <th>Category</th> <th>Percentage</th> </tr> </thead> <tbody> <tr> <td>Poor</td> <td>0.0%</td> </tr> <tr> <td>Average</td> <td>0.0%</td> </tr> <tr> <td>Good</td> <td>5.0%</td> </tr> <tr> <td>Very Good</td> <td>35.0%</td> </tr> <tr> <td>Excellent</td> <td>60.0%</td> </tr> </tbody> </table>	Category	Percentage	Poor	0.0%	Average	0.0%	Good	5.0%	Very Good	35.0%	Excellent	60.0%
Category	Percentage													
Poor	0.0%													
Average	0.0%													
Good	5.0%													
Very Good	35.0%													
Excellent	60.0%													

  
 Principal  
 Anurag Engineering College  
 Ananthbagiri(V&M), Kodad  
 Suryapet Dt. Telangana-508210




  
Principal  
Anurag Engineering College  
Ananthagiri(V&M), Kodad  
Suryapet Dt. Telangana-508206



## Summary

### TEACHER feedback on curriculum

1. The First attribute was posted to rate the Depth of the Course content suitable for learning outcomes. For this **79%** of the teachers have rated Excellent, **21%** of the teachers rated very good.
2. It was rated as excellent by **51%** of the teacher ,**46%** rated as very good and **3%**rated good about Credit allotment.
3. The third attribute shows the Syllabus is sufficient to bridge the gap between industry standards /current global scenarios and academics. **62%** of the teachers opted excellent, **32%** of the teachers rated very good and **6%**rated good.
4. It was rated as excellent by **55%** of the teachers, **39%** rated as very good and **6%**rated good about Timely coverage of Syllabus.
5. The Fifth attribute was asked to rate Proper Sequence of course content.**51%** of the teachers opted Excellent **46%** very good and **3%** opted good.
- 6.It was rated as excellent by **52%** of the students, **42%** rated as very good and **5%**rated good for the Recommended Textbooks mapping to the syllabus.
7. The seventh attribute is to rate Availability of reference material. For this **49.5%** of the teachers chosen Excellent, **43.4%** of the teachers chosen very good, **6.1%** chosen good and **1%** chosen poor.
- 8.It was rated as excellent by **53%** of the teachers as very good by **38%** of the teachers and **9%** of the teachers as good about the pre-requisite courses are appropriate for this course.
9. It was rated as excellent by **51%** of the teachers , as very good by **46%** and as good by **3%** of the teachers about the course content satisfy the needs of follow-on courses.
10. Most of the teachers are satisfied with the electives offered are relevant to the specialization streams and to the technological advancements because **55%** of the teachers have chosen excellent, **38%** of the teachers have chosen Very good and **7%** have chosen good.
11. The eleventh attribute is to rate the programme and curriculum is enriched as compared to similar programme offered by other reputed Institutions. For this **52%** of the teachers chosen Excellent ,**42%** of the teachers chosen very good and **5%** have chosen good.

  
Principal  
Anurag Engineering College  
Ananthagiri(V&M), Kodad  
Gurupet Dt. Telangana-508206

12. The twelfth attribute is to rate whether the designed experiments stimulate the interest of students in the subject and deepen their understanding through relating theory to practice (Experiential learning). For this **53%** of the teachers chosen Excellent, **35%** of the teachers chosen very good and **12%** have chosen good.

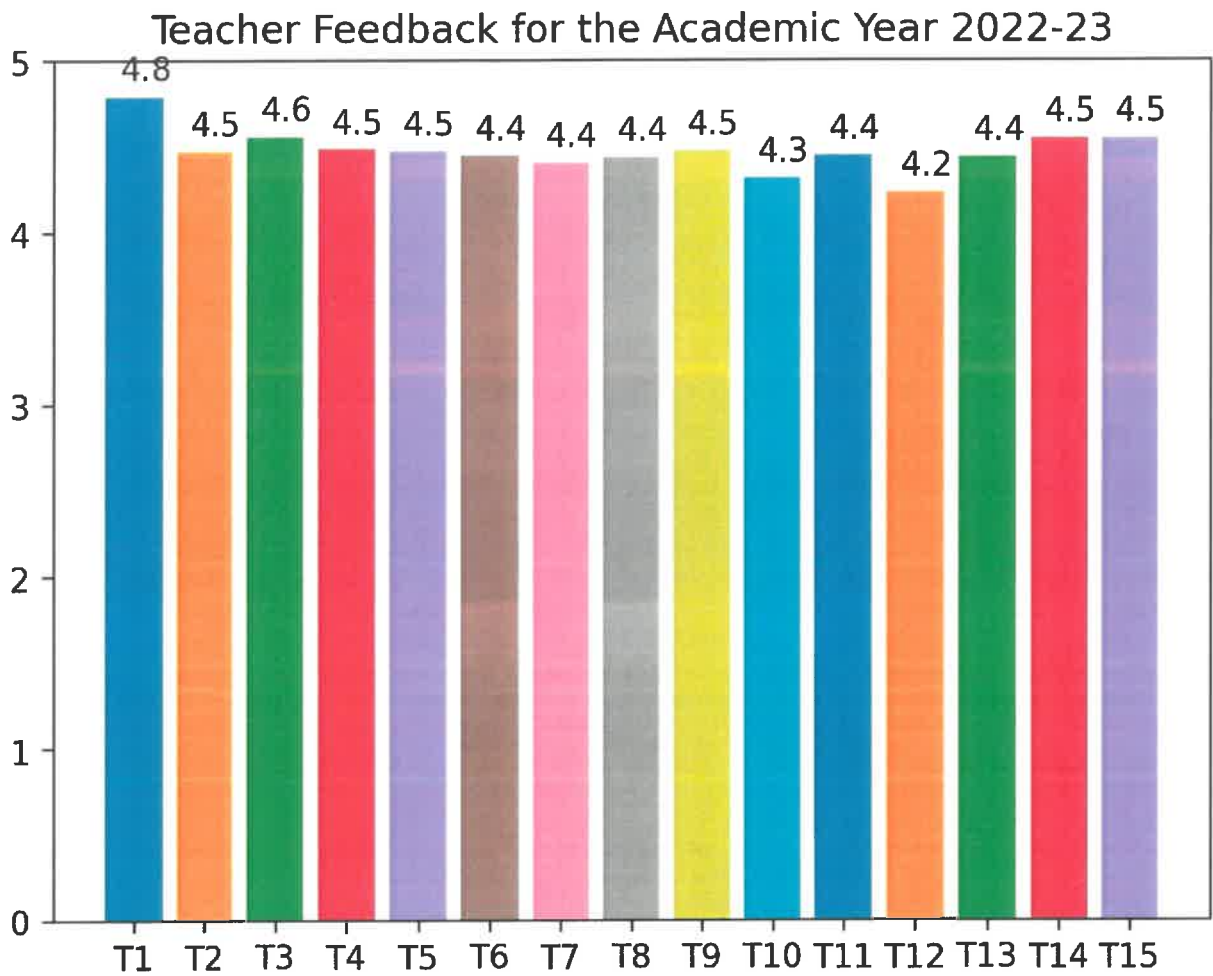
13. Most of the teachers are satisfied with The Laboratory enables to develop experimental, design, problem solving and analysis skills of the students because **49.5%** of the teachers have chosen excellent **44.4%** of the teachers have chosen Very good and **6.1%** of the teachers have chosen good.

14. It was rated as excellent by **60%** of the teachers and as very good by **35%** of the teachers and **5%** of the teachers have chosen good about Mapping of COs to Pos.


15. In Overall Rating **58%** of the teachers chosen Excellent, **39%** of the teachers chosen very good and **3%** of the teachers chosen very good.

  
Principal  
Anurag Engineering College  
Arumthogiri(VKM), Kodad  
Suryapet Dt. Telangana-508295

The following diagram shows overall response of the teachers about curriculum



This shows that most of the Teachers are very much satisfied with depth of the course content suitable for learning outcomes.

  
Principal  
Anurag Engineering College  
Aranthagiri(VoM), Kodad  
Suryapet Dt. Telangana-508206