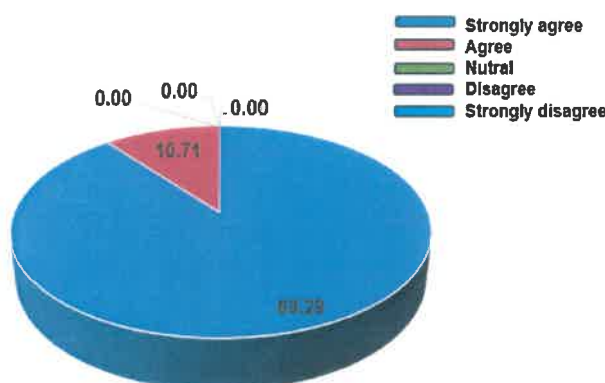
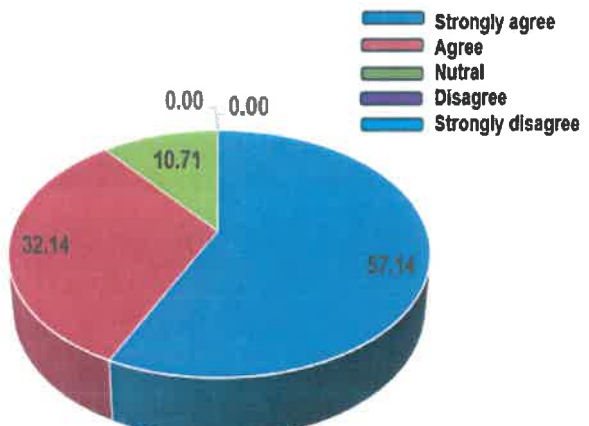
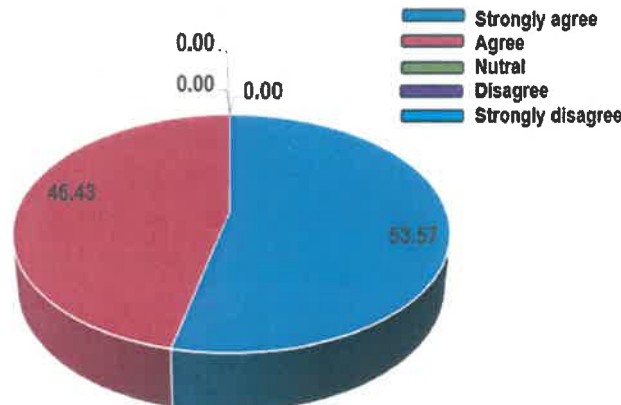
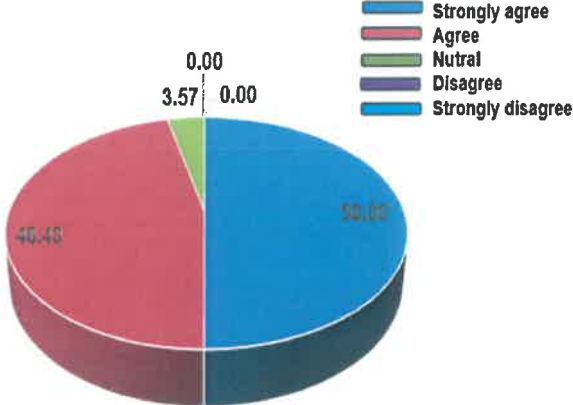
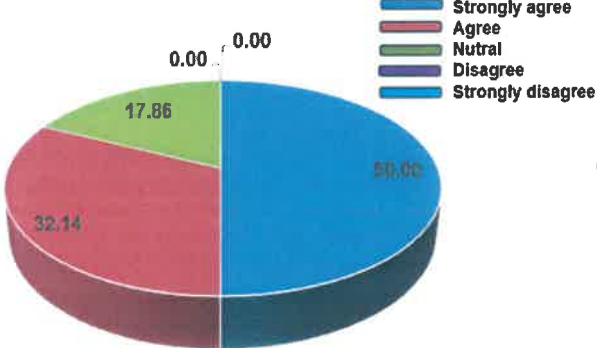
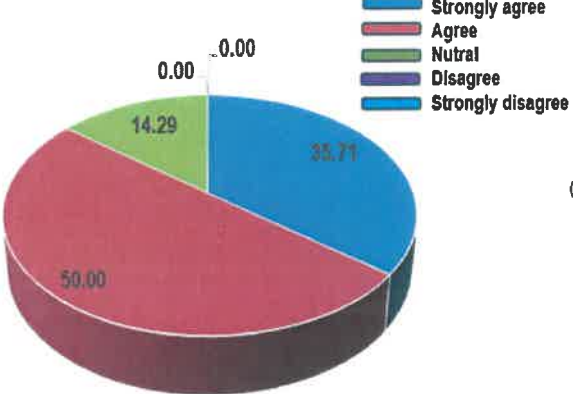


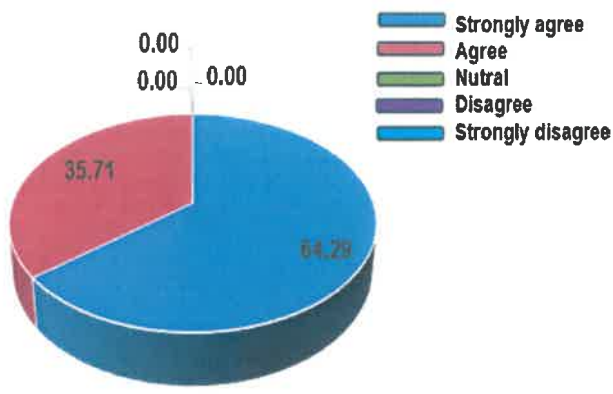
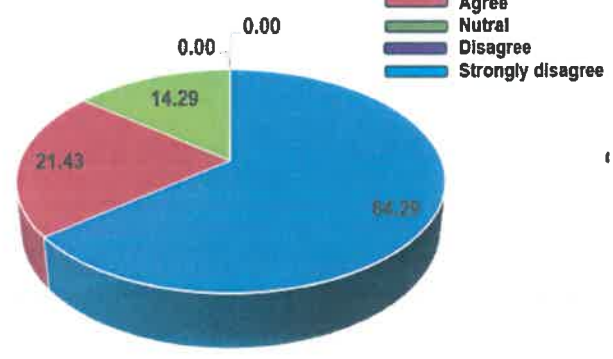
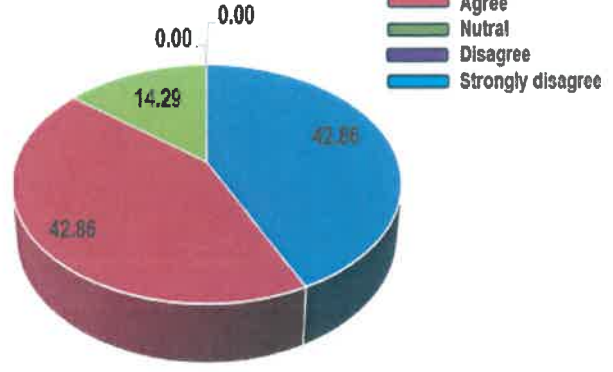
ALUMINI FEEDBACK ANALYSIS-A.Y. 2023-24


S.No	Attributes	Responses												
1	The curriculum was focused on employability, skill development, and preparing graduates for industry challenges.	 <table border="1" style="margin-top: 10px;"> <caption>Response Data for Attribute 1</caption> <thead> <tr> <th>Response</th> <th>Percentage</th> </tr> </thead> <tbody> <tr> <td>Strongly agree</td> <td>83.29</td> </tr> <tr> <td>Agree</td> <td>16.71</td> </tr> <tr> <td>Neutral</td> <td>0.00</td> </tr> <tr> <td>Disagree</td> <td>0.00</td> </tr> <tr> <td>Strongly disagree</td> <td>0.00</td> </tr> </tbody> </table>	Response	Percentage	Strongly agree	83.29	Agree	16.71	Neutral	0.00	Disagree	0.00	Strongly disagree	0.00
Response	Percentage													
Strongly agree	83.29													
Agree	16.71													
Neutral	0.00													
Disagree	0.00													
Strongly disagree	0.00													
2	The curriculum provided a good balance between theoretical knowledge and practical applications relevant to your current professional role..	 <table border="1" style="margin-top: 10px;"> <caption>Response Data for Attribute 2</caption> <thead> <tr> <th>Response</th> <th>Percentage</th> </tr> </thead> <tbody> <tr> <td>Strongly agree</td> <td>57.14</td> </tr> <tr> <td>Agree</td> <td>32.14</td> </tr> <tr> <td>Neutral</td> <td>10.71</td> </tr> <tr> <td>Disagree</td> <td>0.00</td> </tr> <tr> <td>Strongly disagree</td> <td>0.00</td> </tr> </tbody> </table>	Response	Percentage	Strongly agree	57.14	Agree	32.14	Neutral	10.71	Disagree	0.00	Strongly disagree	0.00
Response	Percentage													
Strongly agree	57.14													
Agree	32.14													
Neutral	10.71													
Disagree	0.00													
Strongly disagree	0.00													
3	The courses and syllabus were well-structured and aligned with the program's objectives, supporting graduates career growth.	 <table border="1" style="margin-top: 10px;"> <caption>Response Data for Attribute 3</caption> <thead> <tr> <th>Response</th> <th>Percentage</th> </tr> </thead> <tbody> <tr> <td>Strongly agree</td> <td>53.57</td> </tr> <tr> <td>Agree</td> <td>46.43</td> </tr> <tr> <td>Neutral</td> <td>0.00</td> </tr> <tr> <td>Disagree</td> <td>0.00</td> </tr> <tr> <td>Strongly disagree</td> <td>0.00</td> </tr> </tbody> </table>	Response	Percentage	Strongly agree	53.57	Agree	46.43	Neutral	0.00	Disagree	0.00	Strongly disagree	0.00
Response	Percentage													
Strongly agree	53.57													
Agree	46.43													
Neutral	0.00													
Disagree	0.00													
Strongly disagree	0.00													

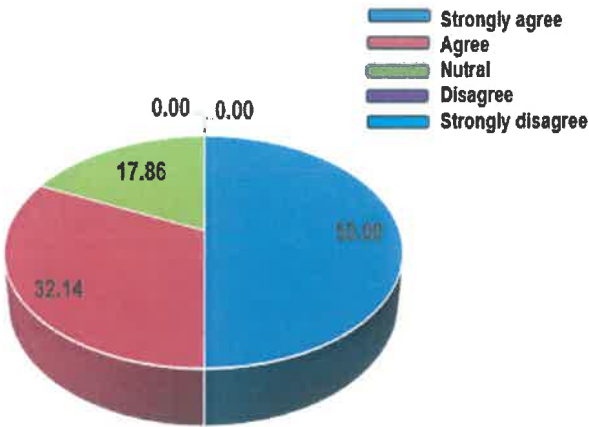
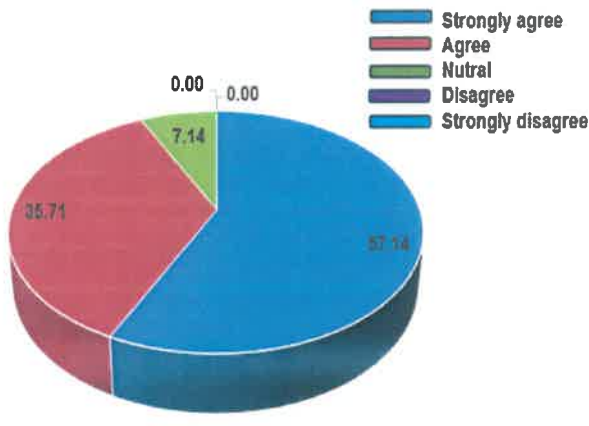
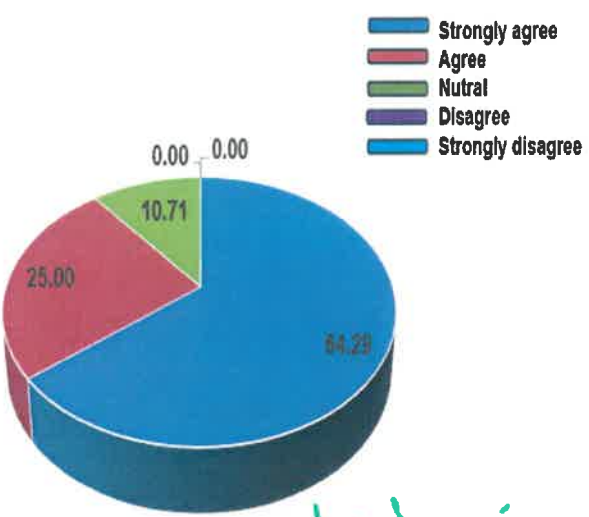
4	<p>Elective courses offered in the curriculum reflect technological advancements and industry needs.</p>	 <table border="1"> <thead> <tr> <th>Response</th> <th>Percentage</th> </tr> </thead> <tbody> <tr> <td>Strongly agree</td> <td>50.00</td> </tr> <tr> <td>Agree</td> <td>40.48</td> </tr> <tr> <td>Neutral</td> <td>3.57</td> </tr> <tr> <td>Disagree</td> <td>0.00</td> </tr> <tr> <td>Strongly disagree</td> <td>0.00</td> </tr> </tbody> </table>	Response	Percentage	Strongly agree	50.00	Agree	40.48	Neutral	3.57	Disagree	0.00	Strongly disagree	0.00
Response	Percentage													
Strongly agree	50.00													
Agree	40.48													
Neutral	3.57													
Disagree	0.00													
Strongly disagree	0.00													
5	<p>How satisfied are you with the elective courses offered during your program in terms of reflecting technological advancements and meeting industry requirements?</p>	 <table border="1"> <thead> <tr> <th>Response</th> <th>Percentage</th> </tr> </thead> <tbody> <tr> <td>Strongly agree</td> <td>50.00</td> </tr> <tr> <td>Agree</td> <td>32.14</td> </tr> <tr> <td>Neutral</td> <td>17.86</td> </tr> <tr> <td>Disagree</td> <td>0.00</td> </tr> <tr> <td>Strongly disagree</td> <td>0.00</td> </tr> </tbody> </table>	Response	Percentage	Strongly agree	50.00	Agree	32.14	Neutral	17.86	Disagree	0.00	Strongly disagree	0.00
Response	Percentage													
Strongly agree	50.00													
Agree	32.14													
Neutral	17.86													
Disagree	0.00													
Strongly disagree	0.00													
6	<p>Project work, industrial exposure, internships, or field visits significantly enhance practical knowledge and problem-solving abilities.</p>	 <table border="1"> <thead> <tr> <th>Response</th> <th>Percentage</th> </tr> </thead> <tbody> <tr> <td>Strongly agree</td> <td>35.71</td> </tr> <tr> <td>Agree</td> <td>50.00</td> </tr> <tr> <td>Neutral</td> <td>14.29</td> </tr> <tr> <td>Disagree</td> <td>0.00</td> </tr> <tr> <td>Strongly disagree</td> <td>0.00</td> </tr> </tbody> </table>	Response	Percentage	Strongly agree	35.71	Agree	50.00	Neutral	14.29	Disagree	0.00	Strongly disagree	0.00
Response	Percentage													
Strongly agree	35.71													
Agree	50.00													
Neutral	14.29													
Disagree	0.00													
Strongly disagree	0.00													


[Handwritten Signature]

PRINCIPAL
 Anurag Engineering College
 Ananthagiri (V&M), KODAD,
 Suryapet (Dt.), Telangana-508...

7	The objectives and outcomes of the syllabi were clearly defined and effectively prepared you for professional challenges.	 <table border="1"> <thead> <tr> <th>Response</th> <th>Percentage</th> </tr> </thead> <tbody> <tr> <td>Strongly agree</td> <td>64.29</td> </tr> <tr> <td>Agree</td> <td>35.71</td> </tr> <tr> <td>Nutral</td> <td>0.00</td> </tr> <tr> <td>Disagree</td> <td>0.00</td> </tr> <tr> <td>Strongly disagree</td> <td>0.00</td> </tr> </tbody> </table>	Response	Percentage	Strongly agree	64.29	Agree	35.71	Nutral	0.00	Disagree	0.00	Strongly disagree	0.00
Response	Percentage													
Strongly agree	64.29													
Agree	35.71													
Nutral	0.00													
Disagree	0.00													
Strongly disagree	0.00													
8	The prescribed textbooks and reference materials are relevant and appropriate for the courses.	 <table border="1"> <thead> <tr> <th>Response</th> <th>Percentage</th> </tr> </thead> <tbody> <tr> <td>Strongly agree</td> <td>64.29</td> </tr> <tr> <td>Agree</td> <td>21.43</td> </tr> <tr> <td>Nutral</td> <td>14.29</td> </tr> <tr> <td>Disagree</td> <td>0.00</td> </tr> <tr> <td>Strongly disagree</td> <td>0.00</td> </tr> </tbody> </table>	Response	Percentage	Strongly agree	64.29	Agree	21.43	Nutral	14.29	Disagree	0.00	Strongly disagree	0.00
Response	Percentage													
Strongly agree	64.29													
Agree	21.43													
Nutral	14.29													
Disagree	0.00													
Strongly disagree	0.00													
9	The courses and their syllabi spark interest in the subject and motivate to pursue further learning or specialization	 <table border="1"> <thead> <tr> <th>Response</th> <th>Percentage</th> </tr> </thead> <tbody> <tr> <td>Strongly agree</td> <td>42.86</td> </tr> <tr> <td>Agree</td> <td>42.86</td> </tr> <tr> <td>Nutral</td> <td>14.29</td> </tr> <tr> <td>Disagree</td> <td>0.00</td> </tr> <tr> <td>Strongly disagree</td> <td>0.00</td> </tr> </tbody> </table>	Response	Percentage	Strongly agree	42.86	Agree	42.86	Nutral	14.29	Disagree	0.00	Strongly disagree	0.00
Response	Percentage													
Strongly agree	42.86													
Agree	42.86													
Nutral	14.29													
Disagree	0.00													
Strongly disagree	0.00													


PRINCIPAL
 Anurag Engineering College
 Ananthagiri (V&M), KODAD.
 Suryapet (Dt.), Telangana-508209


10	<p>The distribution of contact hours among course components (learning, theory, practice) is appropriate to meet learning objectives.</p>	 <table border="1"> <thead> <tr> <th>Response</th> <th>Percentage</th> </tr> </thead> <tbody> <tr> <td>Strongly agree</td> <td>50.00</td> </tr> <tr> <td>Agree</td> <td>32.14</td> </tr> <tr> <td>Neutral</td> <td>17.86</td> </tr> <tr> <td>Disagree</td> <td>0.00</td> </tr> <tr> <td>Strongly disagree</td> <td>0.00</td> </tr> </tbody> </table>	Response	Percentage	Strongly agree	50.00	Agree	32.14	Neutral	17.86	Disagree	0.00	Strongly disagree	0.00
Response	Percentage													
Strongly agree	50.00													
Agree	32.14													
Neutral	17.86													
Disagree	0.00													
Strongly disagree	0.00													
11	<p>Do you feel that the current curriculum is better than the curriculum you have studied?</p>	 <table border="1"> <thead> <tr> <th>Response</th> <th>Percentage</th> </tr> </thead> <tbody> <tr> <td>Strongly agree</td> <td>57.14</td> </tr> <tr> <td>Agree</td> <td>35.71</td> </tr> <tr> <td>Neutral</td> <td>7.14</td> </tr> <tr> <td>Disagree</td> <td>0.00</td> </tr> <tr> <td>Strongly disagree</td> <td>0.00</td> </tr> </tbody> </table>	Response	Percentage	Strongly agree	57.14	Agree	35.71	Neutral	7.14	Disagree	0.00	Strongly disagree	0.00
Response	Percentage													
Strongly agree	57.14													
Agree	35.71													
Neutral	7.14													
Disagree	0.00													
Strongly disagree	0.00													
12	<p>How satisfied are you with the overall curriculum's contribution to your personal and professional growth? (Scale: Very Satisfied (5), Satisfied (4), Neutral (3), Dissatisfied (2), Very Dissatisfied (1))</p>	 <table border="1"> <thead> <tr> <th>Response</th> <th>Percentage</th> </tr> </thead> <tbody> <tr> <td>Strongly agree</td> <td>64.29</td> </tr> <tr> <td>Agree</td> <td>25.00</td> </tr> <tr> <td>Neutral</td> <td>10.71</td> </tr> <tr> <td>Disagree</td> <td>0.00</td> </tr> <tr> <td>Strongly disagree</td> <td>0.00</td> </tr> </tbody> </table>	Response	Percentage	Strongly agree	64.29	Agree	25.00	Neutral	10.71	Disagree	0.00	Strongly disagree	0.00
Response	Percentage													
Strongly agree	64.29													
Agree	25.00													
Neutral	10.71													
Disagree	0.00													
Strongly disagree	0.00													


PRINCIPAL
 Anurag Engineering College
 Ananthagiri (V&M), KODURU
 Suryapet (Dt.), Telangana-508206

Summary

ALUMNI feedback on curriculum 2023-24

1. The First attribute was posted employability, skill development, and preparing graduates for industry challenges **89%** of the students have rated Strongly Agree and **10.71%** of the respondents rated Agree.
2. It was rated as Strongly Agree by **57%** of the Alumni and **32%** rated as Agree and **10.71 %** rated Neutral about balance between theoretical knowledge and practical applications relevant to your current professional role.
3. The third attribute shows the courses and syllabus were well-structured and aligned with the program's objectives, supporting graduates career growth. **53.57%** of the students opted Strongly Agree **46.43%** of the respondents rated Agree.
4. It was rated as Strongly Agree by **50%** of the students and **46.43%** rated as Agree about Elective courses offered in the curriculum reflect technological advancements and industry needs.
5. The Fifth attribute was asked to rate Elective courses offered during your program in terms of reflecting technological advancements and meeting industry requirements. **50%** of the students opted Strongly Agree and **32%** opted Agree and **17.86%** Neutral.
6. It was rated as Strongly Agree by **35.71%** of the students and **50%** rated as Agree & **14.29%** is Neutral for the Project work, industrial exposure, internships, or field visits significantly enhance practical knowledge and problem-solving abilities.
7. The seventh attribute is rating the syllabi were clearly defined and effectively prepared you for professional challenges for this **64.29%** of the students chosen Strongly Agree and **35.71%** of the students chosen Agree.
8. It was rated as Strongly Agree by **64%** of the students and as Agree by **21%** & **14.29 %** the students and as Neutral about textbooks and reference materials are relevant and appropriate for the courses.
9. It was rated as Strongly Agree by **42%** of the students and as Agree by **42%** of the students, by **14%** of the students Neutral about The courses and their syllabi spark interest in the subject and motivate to pursue further learning or specialization.
10. The distribution of contact hours among course components (learning, theory, practice) is appropriate to meet learning objectives because **50%** of the students have chosen Strongly Agree and **32%** of the students have chosen Agree, **17.86%** of the students have chosen Neutral



PRINCIPAL
Anurag Engineering College
Ananthagiri (V&M), KODAD.
Suryapet (Dt.), Telangana-508206

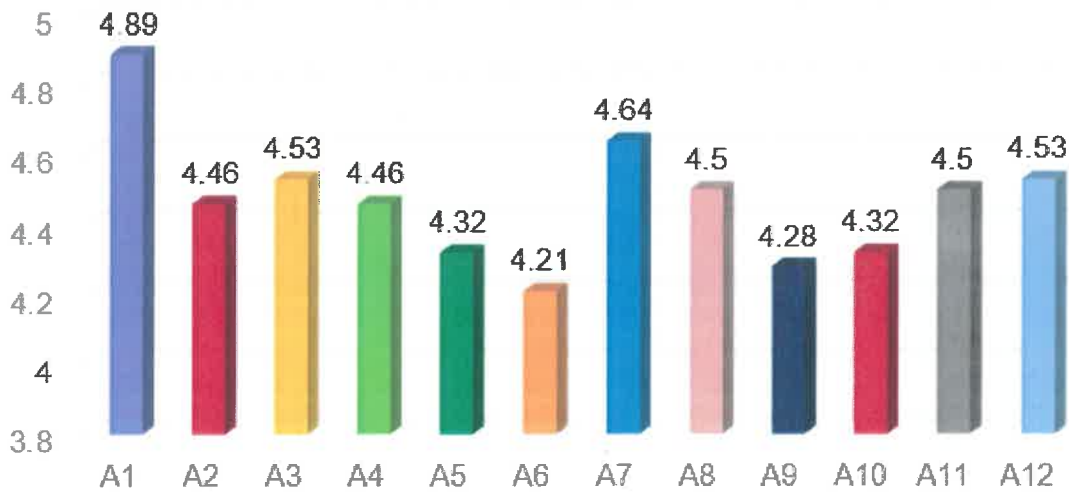
11. The Eleventh attribute is rating current curriculum is better than the curriculum you have studied. It was rated as Strongly Agree by **57%** and **35.71%** of the students chosen Agree **7%** of the students have chosen Neutral

12. This attribute shows how satisfied are you with the overall curriculum's contribution to your personal and professional growth, it was rated as Strongly Agree by **64.29%** and **25%** of the students chosen Agree and **10.71%** of the students have chosen Neutral


PRINCIPAL
Anurag Engineering College
Ananthagiri (V&M), KODAD.
Suryapet (Dt.), Telangana-508206

The following diagram shows overall response of the ALUMNI about curriculum

Alumini Feedback for the Academic year 2023-24



[Handwritten Signature]
PRINCIPAL
Anurag Engineering College
Ananthagiri (V&M), KODAD.
Suryapet (Dt.), Telangana-508206