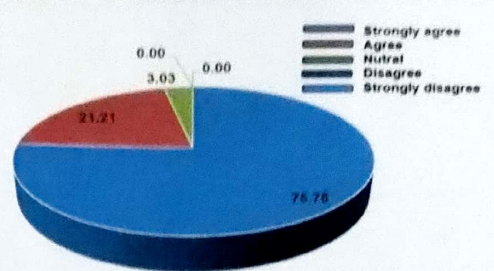
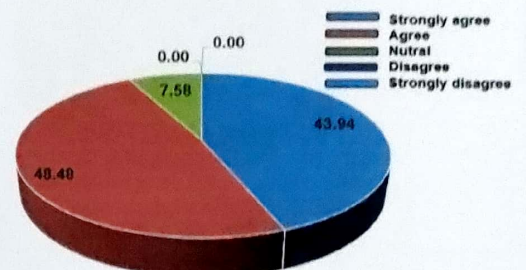
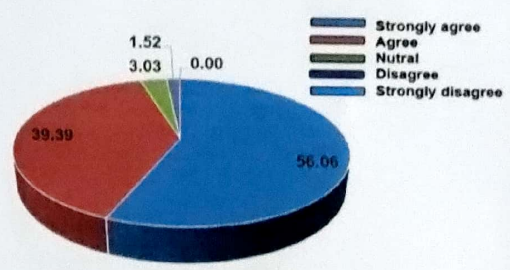
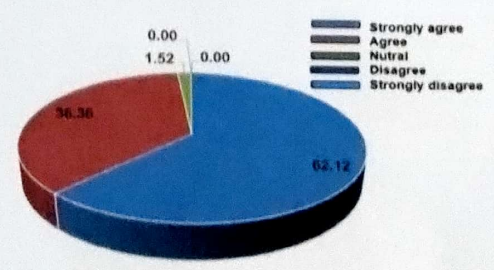
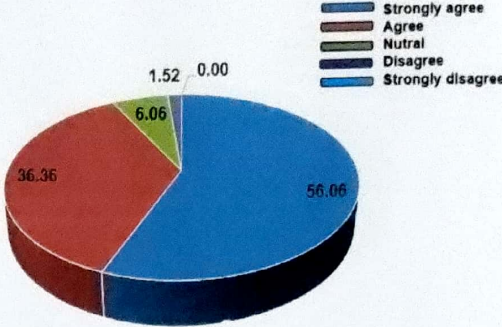
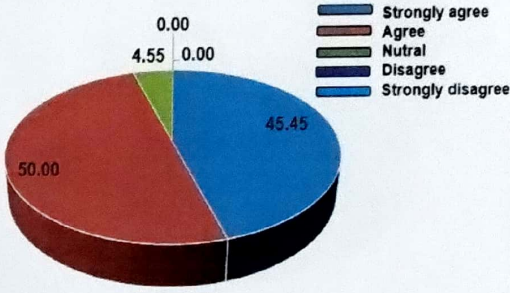
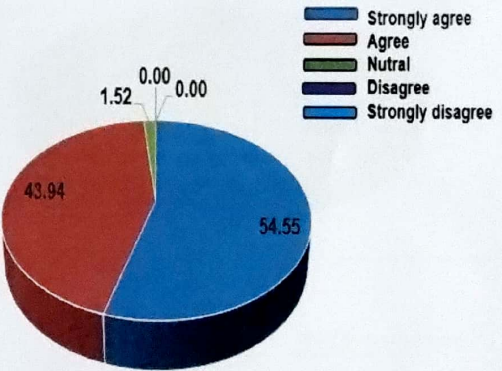
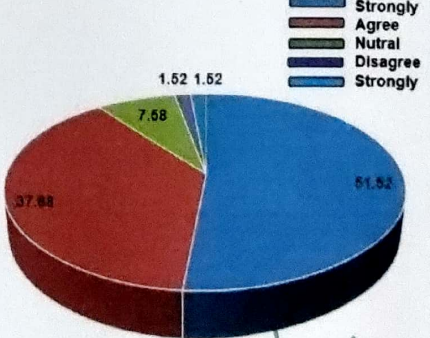


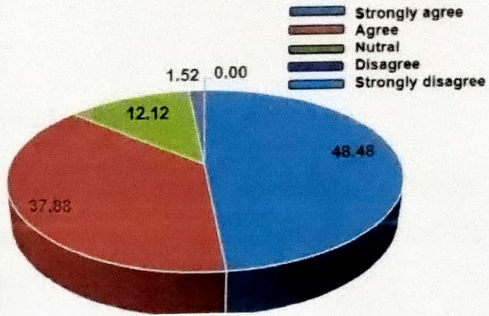
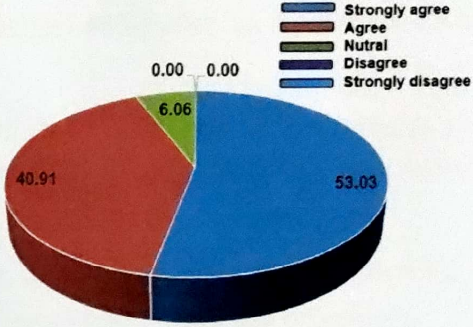
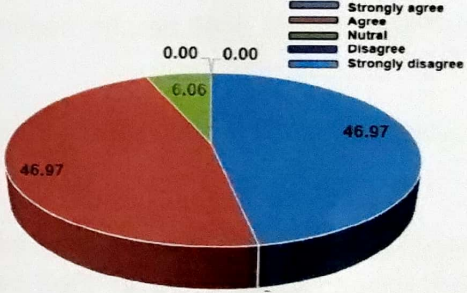
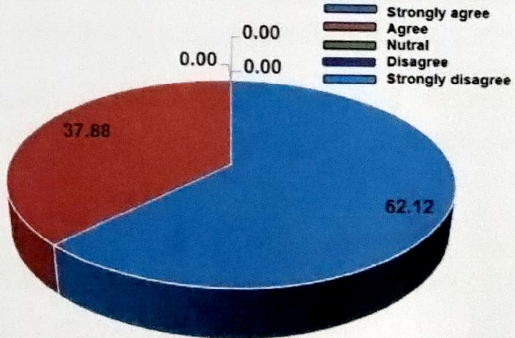
FACULTY FEEDBACK ANALYSIS-A.Y. 2023-24

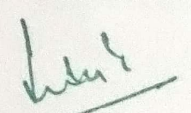
S. No	Attributes	Responses												
1	The curriculum effectively focuses on employability, skill development, and competency enhancement in graduates.	 <table border="1" style="display: none;"> <caption>Responses for Attribute 1</caption> <tr><th>Response</th><th>Percentage</th></tr> <tr><td>Strongly disagree</td><td>76.76</td></tr> <tr><td>Disagree</td><td>21.21</td></tr> <tr><td>Agree</td><td>3.03</td></tr> <tr><td>Strongly agree</td><td>0.00</td></tr> <tr><td>Neutral</td><td>0.00</td></tr> </table>	Response	Percentage	Strongly disagree	76.76	Disagree	21.21	Agree	3.03	Strongly agree	0.00	Neutral	0.00
Response	Percentage													
Strongly disagree	76.76													
Disagree	21.21													
Agree	3.03													
Strongly agree	0.00													
Neutral	0.00													
2	The curriculum maintains a good balance between theoretical knowledge and practical applications.	 <table border="1" style="display: none;"> <caption>Responses for Attribute 2</caption> <tr><th>Response</th><th>Percentage</th></tr> <tr><td>Strongly disagree</td><td>43.94</td></tr> <tr><td>Disagree</td><td>48.40</td></tr> <tr><td>Agree</td><td>7.58</td></tr> <tr><td>Strongly agree</td><td>0.00</td></tr> <tr><td>Neutral</td><td>0.00</td></tr> </table>	Response	Percentage	Strongly disagree	43.94	Disagree	48.40	Agree	7.58	Strongly agree	0.00	Neutral	0.00
Response	Percentage													
Strongly disagree	43.94													
Disagree	48.40													
Agree	7.58													
Strongly agree	0.00													
Neutral	0.00													
3	The curriculum is enriched, up-to-date, and comparable to similar programs offered by other institutions.	 <table border="1" style="display: none;"> <caption>Responses for Attribute 3</caption> <tr><th>Response</th><th>Percentage</th></tr> <tr><td>Strongly disagree</td><td>56.06</td></tr> <tr><td>Disagree</td><td>39.39</td></tr> <tr><td>Agree</td><td>3.03</td></tr> <tr><td>Strongly agree</td><td>1.52</td></tr> <tr><td>Neutral</td><td>0.00</td></tr> </table>	Response	Percentage	Strongly disagree	56.06	Disagree	39.39	Agree	3.03	Strongly agree	1.52	Neutral	0.00
Response	Percentage													
Strongly disagree	56.06													
Disagree	39.39													
Agree	3.03													
Strongly agree	1.52													
Neutral	0.00													
4	The courses and syllabus are well-organized and aligned with the program's objectives.	 <table border="1" style="display: none;"> <caption>Responses for Attribute 4</caption> <tr><th>Response</th><th>Percentage</th></tr> <tr><td>Strongly disagree</td><td>62.12</td></tr> <tr><td>Disagree</td><td>36.36</td></tr> <tr><td>Agree</td><td>1.52</td></tr> <tr><td>Strongly agree</td><td>0.00</td></tr> <tr><td>Neutral</td><td>0.00</td></tr> </table>	Response	Percentage	Strongly disagree	62.12	Disagree	36.36	Agree	1.52	Strongly agree	0.00	Neutral	0.00
Response	Percentage													
Strongly disagree	62.12													
Disagree	36.36													
Agree	1.52													
Strongly agree	0.00													
Neutral	0.00													

[Signature]
PRINCIPAL

Anurag Engineering College
Ananthagiri (V&M), KODAD.
Suryapet (Dt.), Telangana-508206

5	Elective courses offered in the curriculum reflect technological advancements and industry needs.	 <table border="1"> <thead> <tr> <th>Response</th> <th>Percentage</th> </tr> </thead> <tbody> <tr> <td>Strongly disagree</td> <td>56.06</td> </tr> <tr> <td>Disagree</td> <td>1.52</td> </tr> <tr> <td>Neutral</td> <td>6.06</td> </tr> <tr> <td>Agree</td> <td>36.36</td> </tr> <tr> <td>Strongly agree</td> <td>0.00</td> </tr> </tbody> </table>	Response	Percentage	Strongly disagree	56.06	Disagree	1.52	Neutral	6.06	Agree	36.36	Strongly agree	0.00
Response	Percentage													
Strongly disagree	56.06													
Disagree	1.52													
Neutral	6.06													
Agree	36.36													
Strongly agree	0.00													
6	Project work, industrial exposure, internships, or field visits enhance students' practical knowledge and analytical skills.	 <table border="1"> <thead> <tr> <th>Response</th> <th>Percentage</th> </tr> </thead> <tbody> <tr> <td>Strongly disagree</td> <td>45.45</td> </tr> <tr> <td>Disagree</td> <td>0.00</td> </tr> <tr> <td>Neutral</td> <td>4.55</td> </tr> <tr> <td>Agree</td> <td>50.00</td> </tr> <tr> <td>Strongly agree</td> <td>0.00</td> </tr> </tbody> </table>	Response	Percentage	Strongly disagree	45.45	Disagree	0.00	Neutral	4.55	Agree	50.00	Strongly agree	0.00
Response	Percentage													
Strongly disagree	45.45													
Disagree	0.00													
Neutral	4.55													
Agree	50.00													
Strongly agree	0.00													
7	The objectives & outcomes of the syllabi are clearly defined and well-communicated to Faculty and students.	 <table border="1"> <thead> <tr> <th>Response</th> <th>Percentage</th> </tr> </thead> <tbody> <tr> <td>Strongly disagree</td> <td>54.55</td> </tr> <tr> <td>Disagree</td> <td>0.00</td> </tr> <tr> <td>Neutral</td> <td>1.52</td> </tr> <tr> <td>Agree</td> <td>43.94</td> </tr> <tr> <td>Strongly agree</td> <td>0.00</td> </tr> </tbody> </table>	Response	Percentage	Strongly disagree	54.55	Disagree	0.00	Neutral	1.52	Agree	43.94	Strongly agree	0.00
Response	Percentage													
Strongly disagree	54.55													
Disagree	0.00													
Neutral	1.52													
Agree	43.94													
Strongly agree	0.00													
8	Prerequisites for each course are clearly defined and adequate for effective teaching and learning.	 <table border="1"> <thead> <tr> <th>Response</th> <th>Percentage</th> </tr> </thead> <tbody> <tr> <td>Strongly disagree</td> <td>51.52</td> </tr> <tr> <td>Disagree</td> <td>1.52</td> </tr> <tr> <td>Neutral</td> <td>7.58</td> </tr> <tr> <td>Agree</td> <td>37.88</td> </tr> <tr> <td>Strongly agree</td> <td>1.52</td> </tr> </tbody> </table>	Response	Percentage	Strongly disagree	51.52	Disagree	1.52	Neutral	7.58	Agree	37.88	Strongly agree	1.52
Response	Percentage													
Strongly disagree	51.52													
Disagree	1.52													
Neutral	7.58													
Agree	37.88													
Strongly agree	1.52													

9	The prescribed textbooks and reference materials are relevant, up-to-date, and suitable for the courses.	 <table border="1"> <thead> <tr> <th>Response</th> <th>Percentage</th> </tr> </thead> <tbody> <tr> <td>Strongly agree</td> <td>48.48</td> </tr> <tr> <td>Agree</td> <td>37.88</td> </tr> <tr> <td>Neutral</td> <td>12.12</td> </tr> <tr> <td>Disagree</td> <td>1.52</td> </tr> <tr> <td>Strongly disagree</td> <td>0.00</td> </tr> </tbody> </table>	Response	Percentage	Strongly agree	48.48	Agree	37.88	Neutral	12.12	Disagree	1.52	Strongly disagree	0.00
Response	Percentage													
Strongly agree	48.48													
Agree	37.88													
Neutral	12.12													
Disagree	1.52													
Strongly disagree	0.00													
10	The allocation of contact hours between course components (theory, practice, learning activities) is appropriate.	 <table border="1"> <thead> <tr> <th>Response</th> <th>Percentage</th> </tr> </thead> <tbody> <tr> <td>Strongly agree</td> <td>53.03</td> </tr> <tr> <td>Agree</td> <td>40.91</td> </tr> <tr> <td>Neutral</td> <td>6.06</td> </tr> <tr> <td>Disagree</td> <td>0.00</td> </tr> <tr> <td>Strongly disagree</td> <td>0.00</td> </tr> </tbody> </table>	Response	Percentage	Strongly agree	53.03	Agree	40.91	Neutral	6.06	Disagree	0.00	Strongly disagree	0.00
Response	Percentage													
Strongly agree	53.03													
Agree	40.91													
Neutral	6.06													
Disagree	0.00													
Strongly disagree	0.00													
11	The curriculum aligns with the Vision & Mission of the Institute & Department	 <table border="1"> <thead> <tr> <th>Response</th> <th>Percentage</th> </tr> </thead> <tbody> <tr> <td>Strongly agree</td> <td>46.97</td> </tr> <tr> <td>Agree</td> <td>46.97</td> </tr> <tr> <td>Neutral</td> <td>6.06</td> </tr> <tr> <td>Disagree</td> <td>0.00</td> </tr> <tr> <td>Strongly disagree</td> <td>0.00</td> </tr> </tbody> </table>	Response	Percentage	Strongly agree	46.97	Agree	46.97	Neutral	6.06	Disagree	0.00	Strongly disagree	0.00
Response	Percentage													
Strongly agree	46.97													
Agree	46.97													
Neutral	6.06													
Disagree	0.00													
Strongly disagree	0.00													
12	The defined Course Outcomes (COs), Program Outcomes (POs), and Program Educational Objectives (PEOs) are achievable through the adopted teaching, learning, and evaluation methods.	 <table border="1"> <thead> <tr> <th>Response</th> <th>Percentage</th> </tr> </thead> <tbody> <tr> <td>Strongly agree</td> <td>62.12</td> </tr> <tr> <td>Agree</td> <td>37.88</td> </tr> <tr> <td>Neutral</td> <td>0.00</td> </tr> <tr> <td>Disagree</td> <td>0.00</td> </tr> <tr> <td>Strongly disagree</td> <td>0.00</td> </tr> </tbody> </table>	Response	Percentage	Strongly agree	62.12	Agree	37.88	Neutral	0.00	Disagree	0.00	Strongly disagree	0.00
Response	Percentage													
Strongly agree	62.12													
Agree	37.88													
Neutral	0.00													
Disagree	0.00													
Strongly disagree	0.00													

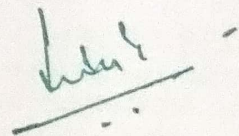

PRINCIPAL

Anurag Engineering College
 Ananthagiri (V&M), KODAD,
 Suryapet (Dt.), Telangana-505216

Summary

Faculty feedback on curriculum 2023-24


1. The First attribute was posted curriculum effectively focuses on employability, skill development, and competency enhancement for this **76%** of the Faculty have rated Strongly agree, **21%** of the Faculty rated Agree. **3%** of the Faculty Neutral.
2. Curriculum maintains a good balance between theoretical knowledge and practical applications rated as Strongly agree by **44%** of the teacher, **48%** rated as Agree and **7%** of the Faculty rated Neutral
3. The third attribute shows the Curriculum is enriched, up-to-date, and comparable to similar programs. **56%** of the Faculty opted Strongly agree, **39%** of the Faculty rated Agree and **3%** rated Neutral.
4. It was rated as Strongly Agree by **62%** of the Faculty, **36%** rated as Agree and **2%** rated Neutral about Courses and syllabus are well-organized and aligned with the program's objectives.
5. The Fifth attribute was asked to rate Elective courses offered. **56%** of the Faculty opted Strongly Agree **36%** Agree and **6%** opted Neutral.
6. It was rated as excellent by **45%** of the Faculty, **50%** rated as Agree and **5%** rated Neutral for the Project work, industrial exposure, internships.
7. The seventh attribute is the objectives & outcomes of the syllabi are clearly defined and well-communicated to Faculty and students. For this **54%** of the Faculty chosen Strongly Agree, **44%** of the Faculty chosen Agree, **1.52%** chosen Neutral.
8. It was rated as Strongly Agree by **51%** of the Faculty as Agree by **38%** of the Faculty and **7.58%** of the Faculty as Neutral about Adequate for effective teaching and learning. Course.
9. It was rated as Strongly Agree by **48%** of the Faculty, as Agree by **38%** and as Neutral by **12%** of the Faculty about the Prescribed textbooks and reference materials are relevant, up-to-date, and suitable for the courses.
10. Allocation of contact hours between course components (theory, practice, learning activities) because **53%** of the Faculty have chosen Strongly Agree, **41%** of the Faculty have chosen Agree and **6%** have chosen Neutral.



PRINCIPAL
Anurag Engineering College
Ananthagiri (V&M), KODAD.
Suryapet (Dt.), Telangana

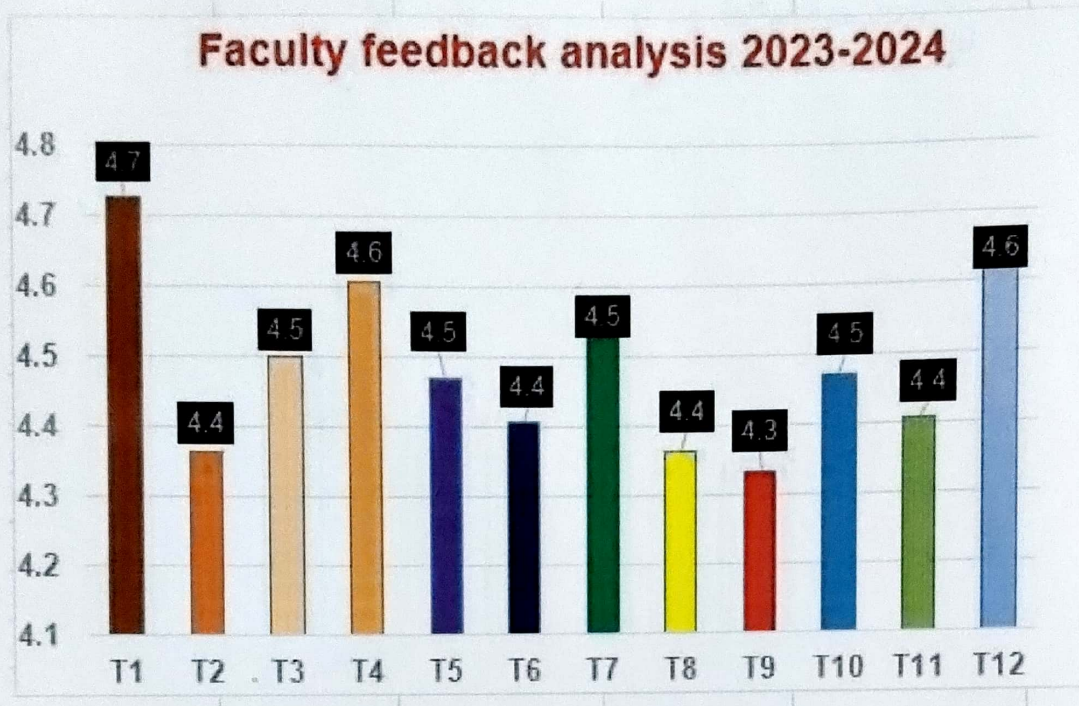
11. The eleventh attribute is to rate Curriculum aligns with the Vision & Mission of the Institute & Department For this 47% of the Faculty chosen Strongly Agree ,47% of the Faculty chosen Agree and 6% have chosen Neutral.

12. The twelfth attribute is to rate Course Outcomes (COs), Program Outcomes (POs), and Program Educational Objectives (PEOs) are achievable through the adopted teaching, learning, and evaluation methods For this 62% of the Faculty chosen Strongly agree, 37.88% of the Faculty chosen Agree.

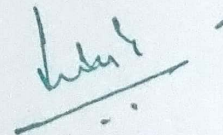


PRINCIPAL
Anurag Engineering College
Ananthagiri (V&M), KOT
Suryapet (Dt.), Telangana

The following diagram shows overall response of the Faculty about curriculum



This shows that most of the Faculty are very much satisfied with depth of the course content suitable for learning outcomes.


PRINCIPAL
Anurag Engineering College
Ananthagiri (V&M), KODAD,
Suryapet (Dt.), Telangana-508208