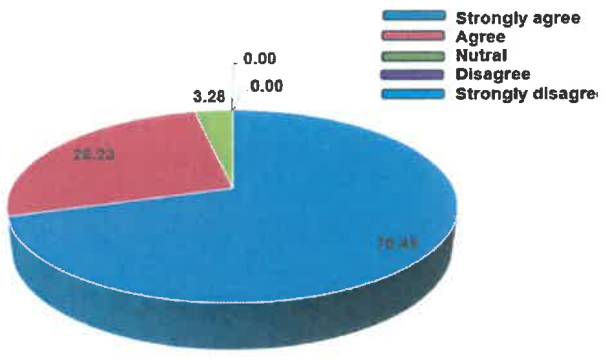
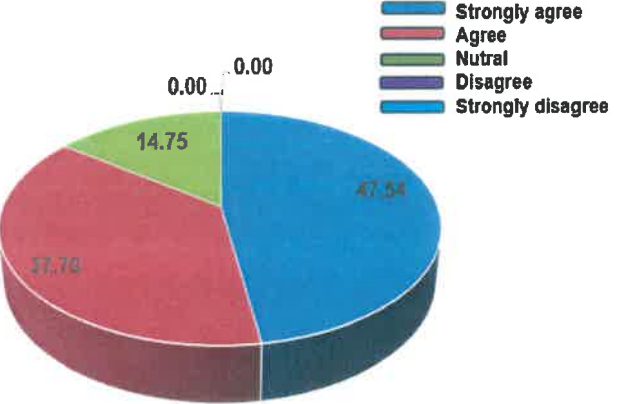
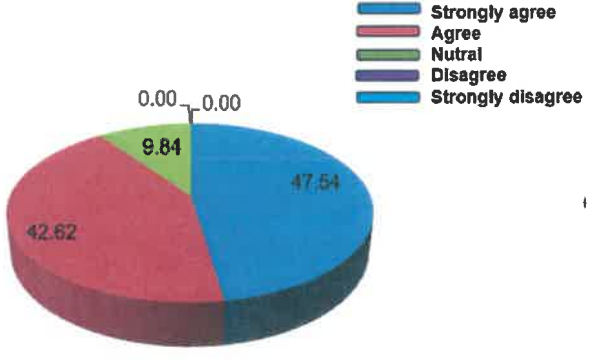

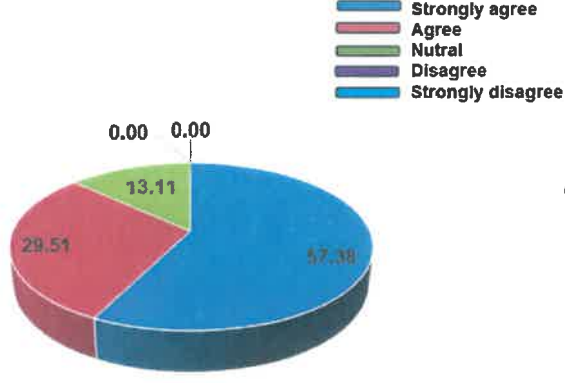
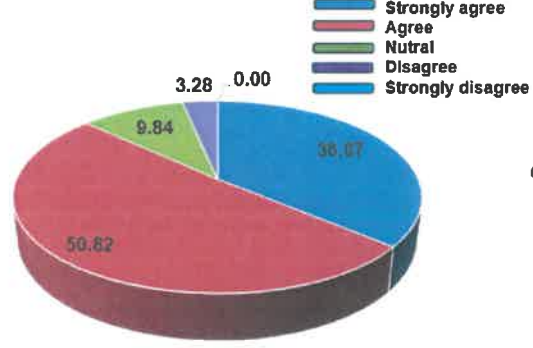
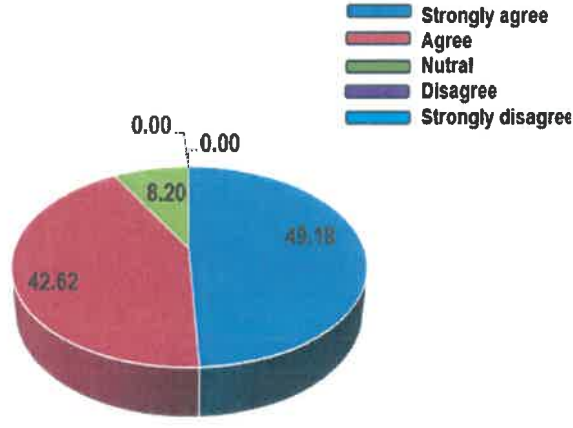



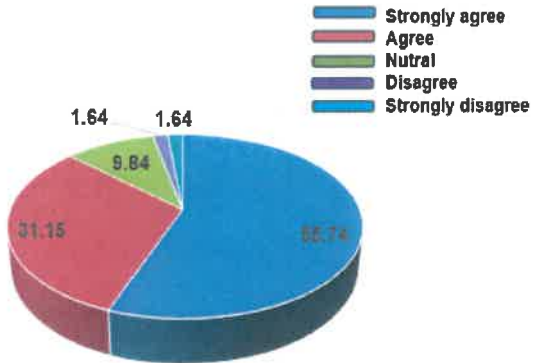
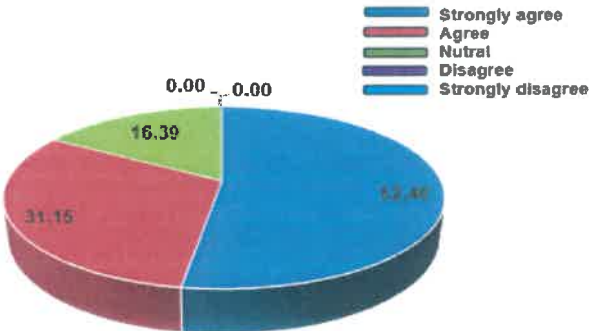
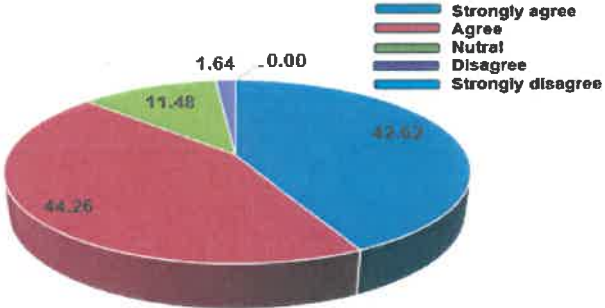
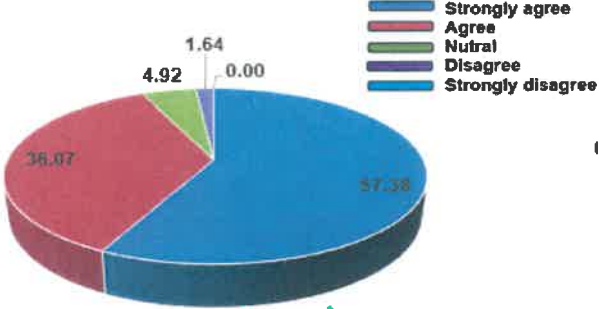
**STUDENT FEEDBACK ANALYSIS-A.Y. 2023-24**

S. No	Attributes	Responses												
1	The curriculum is focused on employability, skill development, and competency enhancement of graduates.	 <table border="1"> <caption>Response Distribution for Attribute 1</caption> <thead> <tr> <th>Response</th> <th>Percentage</th> </tr> </thead> <tbody> <tr> <td>Strongly agree</td> <td>70.41%</td> </tr> <tr> <td>Agree</td> <td>28.23%</td> </tr> <tr> <td>Neutral</td> <td>3.28%</td> </tr> <tr> <td>Disagree</td> <td>0.00%</td> </tr> <tr> <td>Strongly disagree</td> <td>0.00%</td> </tr> </tbody> </table>	Response	Percentage	Strongly agree	70.41%	Agree	28.23%	Neutral	3.28%	Disagree	0.00%	Strongly disagree	0.00%
Response	Percentage													
Strongly agree	70.41%													
Agree	28.23%													
Neutral	3.28%													
Disagree	0.00%													
Strongly disagree	0.00%													
2	The curriculum maintains a good balance between theoretical knowledge and practical applications.	 <table border="1"> <caption>Response Distribution for Attribute 2</caption> <thead> <tr> <th>Response</th> <th>Percentage</th> </tr> </thead> <tbody> <tr> <td>Strongly agree</td> <td>47.54%</td> </tr> <tr> <td>Agree</td> <td>37.78%</td> </tr> <tr> <td>Neutral</td> <td>14.75%</td> </tr> <tr> <td>Disagree</td> <td>0.00%</td> </tr> <tr> <td>Strongly disagree</td> <td>0.00%</td> </tr> </tbody> </table>	Response	Percentage	Strongly agree	47.54%	Agree	37.78%	Neutral	14.75%	Disagree	0.00%	Strongly disagree	0.00%
Response	Percentage													
Strongly agree	47.54%													
Agree	37.78%													
Neutral	14.75%													
Disagree	0.00%													
Strongly disagree	0.00%													
3	The courses in the curriculum and syllabus are well-organized and aligned with the program's objectives.	 <table border="1"> <caption>Response Distribution for Attribute 3</caption> <thead> <tr> <th>Response</th> <th>Percentage</th> </tr> </thead> <tbody> <tr> <td>Strongly agree</td> <td>47.54%</td> </tr> <tr> <td>Agree</td> <td>42.62%</td> </tr> <tr> <td>Neutral</td> <td>9.84%</td> </tr> <tr> <td>Disagree</td> <td>0.00%</td> </tr> <tr> <td>Strongly disagree</td> <td>0.00%</td> </tr> </tbody> </table>	Response	Percentage	Strongly agree	47.54%	Agree	42.62%	Neutral	9.84%	Disagree	0.00%	Strongly disagree	0.00%
Response	Percentage													
Strongly agree	47.54%													
Agree	42.62%													
Neutral	9.84%													
Disagree	0.00%													
Strongly disagree	0.00%													

  
**PRINCIPAL**  
 Anurag Engineering College  
 Ananthagiri (V&M), KODAD.  
 Suryapet (Dt.), Telangana-508206

4	The curriculum is enriched, up-to-date, and comparable to similar programs offered by other institutions.	 <table border="1"> <thead> <tr> <th>Response</th> <th>Percentage</th> </tr> </thead> <tbody> <tr> <td>Strongly agree</td> <td>57.38</td> </tr> <tr> <td>Agree</td> <td>29.51</td> </tr> <tr> <td>Neutral</td> <td>13.11</td> </tr> <tr> <td>Disagree</td> <td>0.00</td> </tr> <tr> <td>Strongly disagree</td> <td>0.00</td> </tr> </tbody> </table>	Response	Percentage	Strongly agree	57.38	Agree	29.51	Neutral	13.11	Disagree	0.00	Strongly disagree	0.00
Response	Percentage													
Strongly agree	57.38													
Agree	29.51													
Neutral	13.11													
Disagree	0.00													
Strongly disagree	0.00													
5	Elective courses offered in the curriculum reflect technological advancements and industry needs.	 <table border="1"> <thead> <tr> <th>Response</th> <th>Percentage</th> </tr> </thead> <tbody> <tr> <td>Strongly agree</td> <td>36.67</td> </tr> <tr> <td>Agree</td> <td>50.62</td> </tr> <tr> <td>Neutral</td> <td>9.84</td> </tr> <tr> <td>Disagree</td> <td>3.28</td> </tr> <tr> <td>Strongly disagree</td> <td>0.00</td> </tr> </tbody> </table>	Response	Percentage	Strongly agree	36.67	Agree	50.62	Neutral	9.84	Disagree	3.28	Strongly disagree	0.00
Response	Percentage													
Strongly agree	36.67													
Agree	50.62													
Neutral	9.84													
Disagree	3.28													
Strongly disagree	0.00													
6	Project work, industrial exposure, internships, or field visits enhance practical knowledge and analytical skills.	 <table border="1"> <thead> <tr> <th>Response</th> <th>Percentage</th> </tr> </thead> <tbody> <tr> <td>Strongly agree</td> <td>49.18</td> </tr> <tr> <td>Agree</td> <td>42.62</td> </tr> <tr> <td>Neutral</td> <td>8.20</td> </tr> <tr> <td>Disagree</td> <td>0.00</td> </tr> <tr> <td>Strongly disagree</td> <td>0.00</td> </tr> </tbody> </table>	Response	Percentage	Strongly agree	49.18	Agree	42.62	Neutral	8.20	Disagree	0.00	Strongly disagree	0.00
Response	Percentage													
Strongly agree	49.18													
Agree	42.62													
Neutral	8.20													
Disagree	0.00													
Strongly disagree	0.00													

  
**PRINCIPAL**  
 Anurag Engineering College  
 Ananthagiri (V&M), KODAD.  
 Suryapet (Dt.), Telangana-508206

7	The objectives & outcomes of the syllabi are well-defined and achievable.	 <table border="1"> <thead> <tr> <th>Response</th> <th>Percentage</th> </tr> </thead> <tbody> <tr> <td>Strongly agree</td> <td>55.74%</td> </tr> <tr> <td>Agree</td> <td>31.15%</td> </tr> <tr> <td>Neutral</td> <td>9.84%</td> </tr> <tr> <td>Disagree</td> <td>1.64%</td> </tr> <tr> <td>Strongly disagree</td> <td>1.64%</td> </tr> </tbody> </table>	Response	Percentage	Strongly agree	55.74%	Agree	31.15%	Neutral	9.84%	Disagree	1.64%	Strongly disagree	1.64%
Response	Percentage													
Strongly agree	55.74%													
Agree	31.15%													
Neutral	9.84%													
Disagree	1.64%													
Strongly disagree	1.64%													
8	The prescribed textbooks and reference materials are relevant and appropriate for the courses.	 <table border="1"> <thead> <tr> <th>Response</th> <th>Percentage</th> </tr> </thead> <tbody> <tr> <td>Strongly agree</td> <td>52.40%</td> </tr> <tr> <td>Agree</td> <td>31.15%</td> </tr> <tr> <td>Neutral</td> <td>16.39%</td> </tr> <tr> <td>Disagree</td> <td>0.00%</td> </tr> <tr> <td>Strongly disagree</td> <td>0.00%</td> </tr> </tbody> </table>	Response	Percentage	Strongly agree	52.40%	Agree	31.15%	Neutral	16.39%	Disagree	0.00%	Strongly disagree	0.00%
Response	Percentage													
Strongly agree	52.40%													
Agree	31.15%													
Neutral	16.39%													
Disagree	0.00%													
Strongly disagree	0.00%													
9	The courses and their syllabi generate interest in the subject area.	 <table border="1"> <thead> <tr> <th>Response</th> <th>Percentage</th> </tr> </thead> <tbody> <tr> <td>Strongly agree</td> <td>42.62%</td> </tr> <tr> <td>Agree</td> <td>44.26%</td> </tr> <tr> <td>Neutral</td> <td>11.48%</td> </tr> <tr> <td>Disagree</td> <td>1.64%</td> </tr> <tr> <td>Strongly disagree</td> <td>0.00%</td> </tr> </tbody> </table>	Response	Percentage	Strongly agree	42.62%	Agree	44.26%	Neutral	11.48%	Disagree	1.64%	Strongly disagree	0.00%
Response	Percentage													
Strongly agree	42.62%													
Agree	44.26%													
Neutral	11.48%													
Disagree	1.64%													
Strongly disagree	0.00%													
10	The distribution of contact hours among course components (learning, theory, practice) is appropriate.	 <table border="1"> <thead> <tr> <th>Response</th> <th>Percentage</th> </tr> </thead> <tbody> <tr> <td>Strongly agree</td> <td>57.38%</td> </tr> <tr> <td>Agree</td> <td>36.07%</td> </tr> <tr> <td>Neutral</td> <td>4.92%</td> </tr> <tr> <td>Disagree</td> <td>1.64%</td> </tr> <tr> <td>Strongly disagree</td> <td>0.00%</td> </tr> </tbody> </table>	Response	Percentage	Strongly agree	57.38%	Agree	36.07%	Neutral	4.92%	Disagree	1.64%	Strongly disagree	0.00%
Response	Percentage													
Strongly agree	57.38%													
Agree	36.07%													
Neutral	4.92%													
Disagree	1.64%													
Strongly disagree	0.00%													

## Summary

### Student feedback on curriculum 2023-24

1. The First attribute was posted the curriculum is focused on employability, skill development, and competency enhancement of graduates. **70%** of the students have chosen Strongly Agree, **26%** of the respondents chosen Agree and **3%** of the respondents chosen Neutral

2. The curriculum maintains a good balance between theoretical knowledge and practical applications. **47.54%** of the students rated as Strongly Agree and **37.7%** rated Agree and **14.75%** of the respondents chosen Neutral.

3. The third attribute shows the courses in the curriculum and syllabus are well-organized and aligned with the program's objectives. for this **47%** of the students opted Strongly agree, **42%** rated Agree and **9.84%** rated Neutral.

4. The curriculum is enriched, up-to-date, and comparable to similar programs offered by other institutions. **57%** of the students rated as Strongly Agree, **30%** rated as Agree and **13%** rated Neutral.

5. The Fifth attribute was asked. Elective courses offered in the curriculum reflect technological advancements and industry needs. For this **36%** of the students opted Excellent and **51%** rated Agree and **10%** opted Neutral.

6. For their overall Project work, industrial exposure, internships, or field visits enhance practical knowledge and analytical skills. **49%** of the students opted Strongly agree, **43%** of the students opted Agree and **8%** opted Neutral.

7. The seventh attribute is about the objectives & outcomes of the syllabi are well-defined and achievable. **55.74%** of the students chosen Strongly agree **31%** of the students chosen Agree and **10%** of the students chosen Neutral.

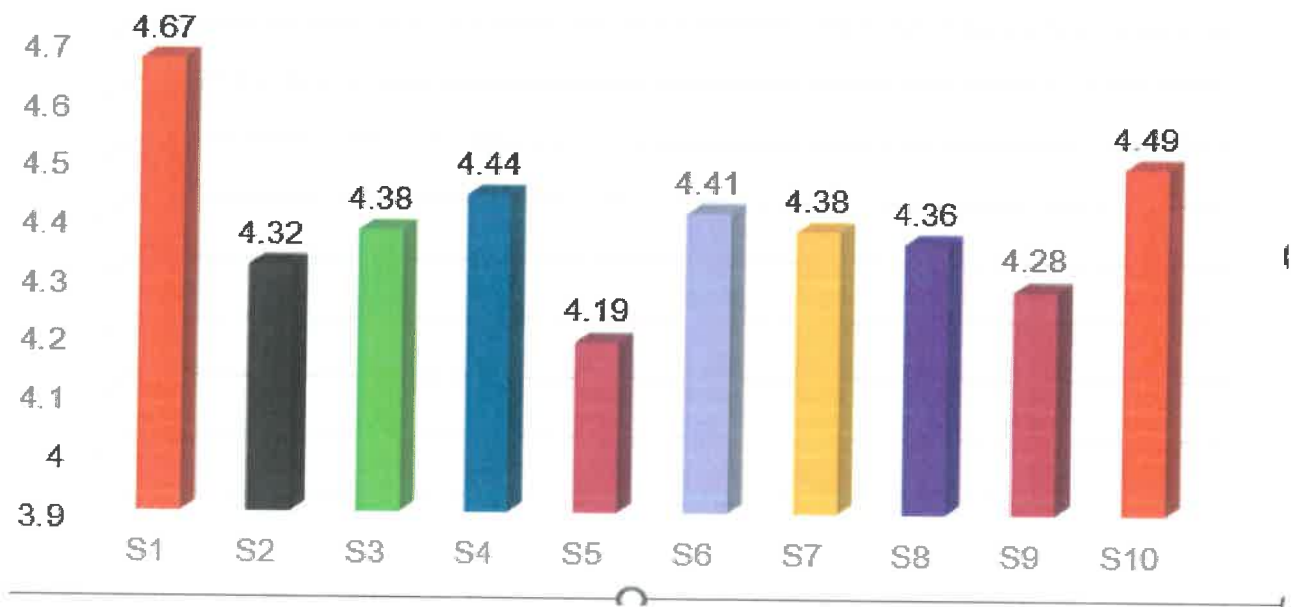
8. **52%** of the students chosen Strongly Agree, **31%** of the students feel Agree **16%** of the students feel Neutral about the prescribed textbooks and reference materials are relevant and appropriate for the courses

9. The ninth attribute is the courses and their syllabi generate interest in the subject area. **42.6%** of the students feel Strongly Agree, **44.26%** of the students feel Agree and **11.48%** of the students feel Neutral.

10. The distribution of contact hours among course components (learning, theory, practice) is appropriate. **57%** of the students have chosen Strongly Agree and **36%** of the students have chosen Agree, **4.92%** Neutral

The following diagram shows overall response of the Students about curriculum

### Student feedback analysis 2023-24



This shows that most of the students are very much satisfied with depth of the course content suitable for learning outcomes.

*[Handwritten Signature]*  
**PRINCIPAL**  
Anurag Engineering College  
Ananthagiri (V&N), KODURU  
Suryapet (Dt.), Telangana-508206